

# Table of Contents

<b>WELCOME.....</b>	<b>INSIDE FRONT COVER</b>	
<b>TABLE OF CONTENTS.....</b>	<b>1,2,3,4</b>	
<b>BUMPERS.....</b>		<b>5</b>
AUTOCAR.....		6
FORD.....		7-8
FREIGHTLINER.....		9-22
GMC.....		23-25
INTERNATIONAL.....		26-32
KENWORTH.....		33-41
MACK.....		42-51
PETERBILT.....		52-61
WESTERN STAR.....		62-64
WHITE.....		65
VOLVO.....		66-68
STERLING.....		69-70
REAR BUMPERS.....		71
AIR DAMS, UST PLATES, AIR FOILS.....		72
CUSTOM OPTIONS.....		73-74
CUSTOM TEXT.....		75
<b>UNIVERSAL.....</b>		<b>76</b>
AIR LINE BOXES.....		81
ANTI-SAILS.....		83
ANTI-SAILS LIGHT BOXES – NO/LIGHTS.....		83
ANTI-SAILS LIGHT BOXES – W/LEDS.....		84
BEACON LIGHT BRACKETS.....		80
BUMPER BOLT KITS.....		80
BUMPER LIGHT BRACKETS.....		86
BUMPER VISORS.....		85
DECK PLATES.....		82
DOOR LATCH TRIM.....		84
FLAP WEIGHTS.....		77
FRAME STEPS.....		85
HEAD LIGHT VISORS.....		85
LIGHT OPTION CHART.....		92
LOWER REAR FRAME FILLERS.....		90
PERMIT PANELS.....		78
PERMIT PANELS RIDGED.....		79
REAR FRAME FILLERS.....		88
REAR FRAME FILLERS.....		89
REAR WINDOW VISORS.....		88
TAG HANGERS.....		77
TANK STRAPS.....		77
<b>UNIVERSAL LIGHTS.....</b>		<b>94</b>
BULLSEYE.....		97
CLEARANCE LIGHTS.....		98
GROMMETS.....		103
MARKER LIGHTS - ELITE MINI & PETE.....		96
MARKER LIGHTS - ROUND & ELITE.....		95
STOP TAIL TURN.....		101
STOP TAIL TURN - CORAL.....		100
STOP TAIL TURN - OVAL.....		99
TOWER LIGHT (PETERBILT ONLY).....		97
WAND LIGHT.....		97
WIRE HARNESSSES.....		104
<b>WTI FROM WINGMASTER.....</b>		<b>106</b>
WTI FENDER FILLERS.....		107
<b>PETERBILT SECTION START.....</b>		<b>108</b>
PETERBILT 587 PART DETAIL VIEW.....		109
<b>CAB &amp; SLEEPER PANELS.....</b>		<b>111</b>
<b>337 CAB PANEL.....</b>		<b>112</b>
<b>359 CAB PANELS.....</b>		<b>114</b>
CAB PANELS & LOWER HOOD EXTENSIONS 359.....		115
<b>365-367 CAB &amp; SLEEPER PANELS.....</b>		<b>116</b>
CAB PANELS 4" 365-367.....		117
SLEEPER PANELS 4" 365-367.....		118
SLEEPER EXT. PANELS 4" 365-367.....		119
<b>379 CAB &amp; SLEEPER PANELS.....</b>		<b>120</b>
CAB & HOOD ONE PIECE PANELS 379.....		121
CAB PANELS 379 4" - 6".....		122
HOOD EXTENSION PANELS 379 4" - 6".....		123
SLEEPER PANELS 379 4" - 6".....		124
SLEEPER EXT PANELS 379 4" - 6".....		125
<b>384 CAB &amp; SLEEPER PANELS.....</b>		<b>126</b>
CAB PANELS 384 4" - 6".....		127
SLEEPER PANELS 384 4" - 6".....		128
SLEEPER EXT. PANELS 384 4" - 6".....		129
<b>386 CAB &amp; SLEEPER PANELS.....</b>		<b>130</b>
CAB PANEL 2.5" 386.....		131
EXHAUST FILLER PANEL 2.5" 386.....		131
SLEEPER PANELS 2.5" 386.....		132
SLEEPER EXT. PANELS 2.5" 386.....		133
SLEEPER & EXT PANEL COVER.....		135
<b>389 CAB &amp; SLEEPER PANELS.....</b>		<b>136</b>
CAB PANELS FORMED 389 4".....		138
CAB PANELS FORMED 389 6".....		138
CAB & HOOD ONE PIECE PANELS 389 NON UREA.....		139
CAB & HOOD ONE PIECE PANELS 389 UREA.....		140
CAB & HOOD FORMED ONE PIECE PANELS 389 NON UREA... ..		141
CAB & HOOD FORMED ONE PIECE PANELS 389 UREA.....		142
CAB PANELS 389 4" - 6".....		143
CAB PANELS UREA/NON UREA 389 4" - 6".....		144
SLEEPER PANELS 389 4" - 6".....		145
HOOD EXTENSION PANELS 389 4" - 6".....		146
HOOD EXTENSION PANELS 389 4" - 6".....		147
HOOD EXTENSION PANELS UREA 388 4" - 6".....		148
SLEEPER EXT PANELS 389 4" - 6".....		149
CAB & SLEEPER KITS 379, 388, 389.....		150-153
<b>567 CAB &amp; SLEEPER PANELS.....</b>		<b>154</b>
CAB & SLEEPER & EXTENSION PANELS 579.....		155-156
<b>579 CAB &amp; SLEEPER PANELS.....</b>		<b>158</b>
CAB, SLEEPER & EXTENSION PANELS 579.....		159
<b>PETERBILT TRUCK ACCESSORIES.....</b>		
A/C COVERS.....		195
AIR CLEANER LIGHT BOXES.....		160
AIR CLEANER LIGHT BOXES – DONALDSON.....		162
AIR CLEANER LIGHT BOXES – MISC.....		163
AIR CLEANER LIGHT BOXES – VORTOX.....		161
AIR DEFLECTORS.....		184
ARM REST TRIM.....		198
BLINKER BARS.....		176
BRAKE VALVE TRIMS.....		195
BUG SHIELDS.....		175
CEILING LIGHT TRIMS.....		196
CENTER HOOD TRIM.....		168
DASH TRIMS.....		192
DASH TRIMS END.....		195
DASH TRIMS TOP/LOWER.....		193
DOOR HANDLE TRIMS.....		169
DOOR INTERIOR LOGOS.....		198
DOOR KICK PANELS.....		198



# Table of Contents

## PETERBILT CONTINUED

DOOR TRIM INTERIOR.....	197
DOOR TRIMS EXTERIOR.....	171
DOOR TRIMS LOWER LOOKS.....	170
EMBLEM ACCENTS.....	167
EXHAUST COVERS.....	187
EXHAUST SHIELDS.....	171
FENDER GUARDS.....	174
FENDER SUPPORT COVER.....	176
FENDER TRIMS.....	168
FENDER TRIMS-INNER.....	168
FENDER TRIMS-OUTER.....	170
FRONT FLAP WEIGHTS.....	168
FUEL TANK COVER UREA.....	188
FUEL TANK FAIRINGS.....	186
FUEL TANK HIGHLIGHT.....	188
FUEL TANK STRAP COVERS.....	187
FUEL TANK WRAPS.....	188
GLOVE BOX COVERS.....	192
GRILLS.....	175
HEAD LINER TRIMS.....	196
HEADLIGHT ACCENTS 579.....	175
HOOD EMBLEMS.....	166-167
HOOD LATCH GUARDS.....	167
KEY GUARDS.....	169

## LIGHT OPTION CHART..... 164, 173

LOWER HOOD PANELS.....	168
MAP POCKET TRIM.....	197
MIRROR LIGHT BOXES.....	172
MIRROR TRIM.....	199
REAR FRAME COVERS.....	187
REFRIGERATOR DOOR COVER.....	201
SIDE GRILL DEFLECTORS.....	174
SLEEPER BUNK TRIMS.....	200
SLEEPER CONTROL TRIM.....	199
SLEEPER DOOR COVERS.....	183
SLEEPER DOOR COVERS.....	200
SLEEPER DOOR HANDLE TRIM.....	185
SLEEPER DOOR TRIMS.....	200
SLEEPER FILLER PANELS.....	181
SLEEPER HEAD LINER TRIM.....	200
SLEEPER LIGHT TRIMS.....	200
SLEEPER POST TRIM.....	200
SLEEPER SHOCK COVERS.....	182
SLEEPER TRIM.....	199
SLEEPER WINDOW LOWER LOOKS.....	185
SLEEPER WINDOW TRIM.....	183
SLEEPER WRAPS.....	181
TAG HANGERS.....	174
TOOL & BATTERY BOX COVERS.....	129
TOOL & BATTERY BOXES.....	190
TOW PIN COVERS.....	174
TURBOWING BRACKET.....	183
UREA COVERS - 579.....	191
VENT TRIM.....	198

## VISORS..... 177-180

VISORS - BOLTLESS.....	178
VISORS - DROP VISOR.....	177
VISORS - GANGSTER.....	180
VISORS - WICKED.....	179
WINDOW TRIMS.....	183
WINDSHIELD TRIM.....	198

WINDSHIELD WIPER COVERS.....	171
------------------------------	-----

## KENWORTH SECTION START..... 202

KENWORTH BREAK DOWN PAGE.....	204
-------------------------------	-----

## CAB & SLEEPER PANELS..... 206

### CAB & SLEEPER PANELS W900L - T800..... 151

CAB PANELS W900L - T800.....	207
SLEEPER PANELS W900L - T800.....	208
HOOD EXT. PANELS W900L - T800.....	209
SLEEPER EXT. PANELS W900L - T800.....	210

### KENWORTH TRUCK ACCESSORIES

ACCELERATOR TRIM.....	229
AIR CLEANER FAIRING.....	214
AIR CLEANER LIGHT BOXES.....	212
AIR DEFLECTORS.....	217
AIRLINE BOXES.....	225
BLINKER BARS.....	218
BUG SHIELDS.....	219
CATALYTIC HIGHLIGHT.....	226
CEILING LIGHT TRIM.....	229
CENTER HOOD TRIM.....	216
CONSOLE TRIM.....	230
DASH TRIM.....	228
DASH TRIM LOWER.....	229
DECK PLATES STAINLESS.....	226
DEFLECTORS HOOD & SIDE.....	221
DOOR TRIM.....	217
EMBLEM ACCENTS.....	214
EXHAUST SHIELDS.....	217
FENDER GUARDS.....	220
FLAP WEIGHTS.....	220
FUEL TANK FAIRINGS.....	227
FUEL TANK WRAPS.....	227
GLOVE BOX COVERS.....	228
GRILLS.....	218
HEADLINER TRIM.....	230
HEATER COVERS.....	230
HOOD LATCH GUARDS.....	216
KICK PANELS.....	231

## LIGHT OPTION CHART..... 211

LOWER GRILL TRIM.....	221
LOWER HOOD PANELS.....	216
LOWER LOOK.....	217
MIRROR TRIM.....	228
REAR FRAME COVERS.....	226
SIDE MARKER TRIM.....	225
TAG HANGERS.....	220
TOOL & BATTERY BOX COVERS.....	226
TOW PIN COVERS.....	221
TURBOWING BRACKET.....	225
UREA TANK COVER.....	227
VIEW WINDOW TRIM.....	230

## VISORS..... 222-224

VISORS - DROP VISORS.....	222
VISORS - GANGSTER.....	223
VISORS - WICKED.....	224
WINDOW TRIM EXTERIOR.....	225
WINDOW TRIM INTERIOR.....	225
WINDSHIELD POST TRIM.....	230



# Table of Contents

<b>FREIGHTLINER SECTION START.....</b>	<b>232</b>
FREIGHTLINER BREAK DOWN PAGE .....	233
<b>CAB &amp; SLEEPER PANELS.....</b>	<b>234</b>
CAB PANELS.....	235
SLEEPER PANELS.....	236
SLEEPER EXT. PANELS.....	236
FAIRING PANELS.....	237
<b>FREIGHTLINER TRUCK ACCESSORIES</b>	
AIR CLEANER LIGHT BOXES.....	240
BATTERY BOX COVER & STEPS.....	247
BUG SHIELDS.....	242
BUMPER TRIM.....	242
CAB HIGHLIGHT.....	240
CATALYTIC COVERS.....	247
DASH TRIM LOWER.....	249-250
DECK PLATES.....	248
DOME LIGHT TRIM.....	250
DOOR KICK PANELS.....	252
DOOR LATCH TRIM.....	240
DOOR TRIM.....	253
EMBLEM ACCENTS.....	239
FENDER GUARDS.....	241
FENDER TRIMS.....	239
FUEL DOOR COVER.....	245
FUEL TANK BAND.....	246
FUEL TANK COVER.....	247
FUEL TANK FAIRING.....	246
FUSE BOX COVERS.....	249
GLOVE BOX COVERS.....	249
GLOVE BOX TRIM.....	249
GRILL DEFLECTORS.....	241
HEADLIGHT VISORS.....	242
HEADLINER TRIM.....	250
HOOD LATCH GUARDS.....	239
HOOD TRIMS.....	239
<b>LIGHT OPTION CHART.....</b>	<b>238</b>
LOWER HOOD PANELS.....	239
LOWER LOOK TRIMS.....	239
PERMIT PANELS.....	240
RADIO FACE PLATES.....	251
SLEEPER DOOR TRIMS.....	208
STORAGE DOOR COVERS.....	245
TAG HANGERS.....	241
TOW PIN COVERS.....	242
UREA TANK COVER.....	246
VENT TRIMS.....	245
VIEW WINDOW TRIM EXTERIOR.....	240
VIEW WINDOW TRIM INTERIOR.....	252
<b>VISORS.....</b>	<b>243-244</b>
VISORS - DROP VISORS.....	243
VISORS - WICKED.....	244
WINDOW TRIMS.....	245
WINDSHIELD POST TRIM.....	252
WINDSHIELD SIDE POST TRIM.....	252
<b>INTERNATIONAL SECTION START.....</b>	<b>254</b>
INTERNATIONAL BREAK DOWN PAGE .....	255
<b>CAB PANELS.....</b>	<b>256</b>
CAB PANELS.....	257
<b>LIGHT OPTION CHART.....</b>	<b>258</b>
BUG SHIELDS.....	259

<b>VOLVO SECTION START.....</b>	<b>260</b>
VOLVO BREAK DOWN PAGE .....	261
<b>CAB &amp; SLEEPER PANELS.....</b>	<b>262</b>
CAB PANELS.....	263
SLEEPER PANELS.....	264
HOOD EXTENSION PANELS.....	265
<b>VOLVO TRUCK ACCESSORIES</b>	
HOOD.....	266
FAIRING HIGHLIGHTS.....	267
FAIRING HIGHLIGHTS BREAKDOWN.....	268
DOOR HANDLE TRIM.....	269
KEY GUARDS.....	269
BUG SHIELDS.....	270
FENDER GUARDS.....	270
<b>VISORS.....</b>	<b>271</b>
WINDOW & SLEEPER TRIM.....	272
BATTERY BOX COVERS.....	273
FUEL TANK FAIRINGS.....	273
DECK PLATES.....	274
REAR FRAME COVERS.....	274
FLAP WEIGHTS.....	275
<b>WESTERN STAR SECTION START.....</b>	<b>276</b>
<b>CAB PANELS.....</b>	<b>277</b>
CAB PANELS.....	277
FENDER GUARDS.....	278
BUG SHEILDS.....	278
ROCK GUARD.....	278
<b>VISORS.....</b>	<b>279</b>
VISORS.....	279
<b>TRAILERS.....</b>	<b>280</b>
<b>GREAT DANE.....</b>	<b>281</b>
ANTI-SAIL NO/LIGHTS.....	282
ANTI-SAILS 2" RD LIGHTS.....	282
ANTI-SAILS.....	282
FLAP WEIGHTS.....	282
LANDING GEAR COVERS.....	282
MID-TURN TRIM.....	282
REAR FRAME COVERS.....	283
REAR FRAME FILLERS-W/LEDS.....	283
TAGS.....	282
<b>UTILITY.....</b>	<b>284</b>
ANTI-SAIL PANELS.....	285
ANTI-SAIL PANELS - LEDS.....	285
ANTI-SAIL PANELS - NO LIGHTS.....	285
FLAP WEIGHTS.....	285
LANDING GEAR COVERS.....	286
MID-TURN TRIM.....	285
REAR FRAME FILLERS - LEDS.....	286
REAR FRAME FILLERS - NO/LIGHTS.....	286
TAGS.....	285
<b>TURBOWINGS.....</b>	<b>287</b>
PICK-UP TRUCK WINGS.....	288
TURBOWING INTRODUCTION.....	289
TURBOWING 700 & 900.....	290
PETERBILT TURBOWINGS.....	291
KENWORTH TURBOWINGS.....	292
FREIGHTLINER TURBOWINGS.....	293
INTERNATIONAL TURBOWINGS.....	294
WESTERN STAR TURBOWINGS.....	295



# Table of Contents

## *TURBOWINGS CONTINUED*

PRO TAIL WINGS .....	296
NOTES.....	297-300
LIMITED WARRANTY, RETURN, FREIGHT POLICY..	BACK COVER



**W I N G M A S T E R**

**FIND US ON SOCIAL MEDIA**  
**@VCPWINGMASTER**





VALLEY CHROME PLATING  
PART NUMBER IDENTIFICATION

00-0000-00-000

0 MAKE	0 MODEL (NOT ALL HEADINGS SHOWN)	0000 CUTOPTS	00 STYLE	000 CUSTOM OPTIONS
A AUTOCAR	A A L.N.L.T.L.N.L.T.L., 800, 8000, 900, 9000	XXXX NO MOUNTING HOLES	91 12" STANDARD (HAND FORMED)	000 CUSTOM OPTIONS
B FORD	B A L.N.L.T.L.N.L.T.L., 800, 8000, 900, 9000	0000 MOUNTING ONLY	01 12" STANDARD	009 9VAL LIGHTS
C FREIGHTLINER	A G LST SET BACK AXLE	1000 ROUND LIGHTS (RL)	02 14" STANDARD	
D GMC	A A PRIOR TO 1984 CDE AND CONV.	2000 SQUARE LIGHTS (SL)	02 16" STANDARD (HAND FORMED)	
E INTERNATIONAL	B B 1984 AND NEWER CDE AND CONV.	3000 RAISED SQ. LIGHTS	03 18" STANDARD	
F KENWORTH	B B GENERAL	4000 4 SQUARE LIGHTS	31 20" STANDARD	
G MACK	C C BRIGADIER	0100 STEPS	32 22" STANDARD	008 8 DVAL LIGHTS
H PETERBILT	D D CONV., 4200, 4300	0200 CENTER STEP (CS)	00 10" TEXAS SQUARE	
I WESTERN STAR	F F 2200, 2500 S	0300 BOLT ON STEP	04 14" TEXAS SQUARE	
K WHITE	A A 1967-1983 CDE	0400 WELD ON STEP	05 16" TEXAS SQUARE	
L VOLVO	B B 1984 AND NEWER CDE	0010 HITCH	06 18" TEXAS SQUARE	
N STERLING	A A R, R.L, U, F, L, F, S	0090 EXT. BOLT ON HITCH	96 18" TEXAS SQUARE	
	B B SUPERLINER, CRUISELINER	0001 VENT HOLES	41 20" TEXAS SQUARE	
	C C 1967-1986 CONV., 1967-1980 CDE	1111 R.L.S.H.V	42 22" TEXAS SQUARE	
	A A 1987 AND NEWER CONV., 378, 379	1110 R.L.S.H	43 24" TEXAS SQUARE	
	B B CONV., WESTERN STAR	1101 R.L.S.V	97 20" TEXAS SQUARE	
	A A ROAD BOSS 2, ROAD COMMANDER 2	1011 R.L.H.V	98 22" TEXAS SQUARE (HAND FORMED)	004 4 DVAL LIGHTS
	B B CDE EXPEDITOR	1100 R.L.S		
	A A 1988-1997 WA MODEL	1010 R.L.V		
	B B VN660, VN770	1001 R.L.V		
	A A 2005 LT7501	0110 S.H		
	B B ACTERRA	0101 S.V		
54 12" AMERICAN EAGLE		0011 H.V	07 16" GULLWING	002 2 DVAL LIGHTS
55 16" AMERICAN EAGLE	AMERICAN EAGLE	1000 RL	08 8 1/2"	
56 18" AMERICAN EAGLE	AMERICAN EAGLE	0100 S	28 10"	
57 20" AMERICAN EAGLE	AMERICAN EAGLE	0010 H		
58 22" AMERICAN EAGLE	AMERICAN EAGLE	0001 V		
59 24" AMERICAN EAGLE	AMERICAN EAGLE			
64 12" AMERICAN EAGLE	ROLLED END EAGLE			
65 16" AMERICAN EAGLE	ROLLED END EAGLE			
66 18" AMERICAN EAGLE	ROLLED END EAGLE			
67 20" AMERICAN EAGLE	ROLLED END EAGLE			
68 22" AMERICAN EAGLE	ROLLED END EAGLE			
69 24" AMERICAN EAGLE	ROLLED END EAGLE			
TAPERED EAGLES				
ADD 1T FOR 1" TAPER	AMERICAN EAGLE			
ADD 2T FOR 2" TAPER	AMERICAN EAGLE			
561T 18" W/1" TAPER	AMERICAN EAGLE			
562T 18" W/2" TAPER	AMERICAN EAGLE			
561T 18" ROLLED END W/1" TAPER	ROLLED END EAGLE			
70 12" BOXED END	BOXED END			
71 14" BOXED END	BOXED END			
72 16" BOXED END	BOXED END			
73 18" BOXED END	BOXED END			
74 20" BOXED END	BOXED END			
75 22" BOXED END	BOXED END			
76 24" BOXED END	BOXED END			
101 12" ROADRUNNER	AMERICAN ROADRUNNER			
102 16" ROADRUNNER	AMERICAN ROADRUNNER			
103 18" ROADRUNNER	AMERICAN ROADRUNNER			
104 20" ROADRUNNER	AMERICAN ROADRUNNER			
105 22" ROADRUNNER	AMERICAN ROADRUNNER			

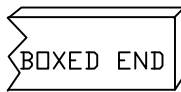
STANDARD AND SQUARE BUMPER ARE MADE FROM 7GAUGE 304" STEEL, 20" 22" AND BREAK BACKS ARE MADE FROM 10GAUGE 1/8" STEEL  
ALL STAINLESS BUMPER ARE MADE FROM 11GAUGE 1/8" 304 STAINLESS STEEL

## AVAILABLE STYLES (see page III for more styles)



TAPERED

16"=-02  
18"=-03  
20"=-31  
22"=-32



BOXED END

16"=-10  
18"=-11  
20"=-51  
22"=-52

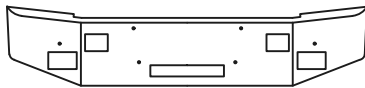


ROLLED END  
SQUARE

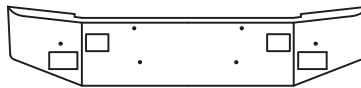
16"=-05  
18"=-06  
20"=-41  
22"=-42

Bumpers shown below are for MOUNTING and OPTIONS. To select a style use the two digit outside shape shown above as the last two digits of the part number.

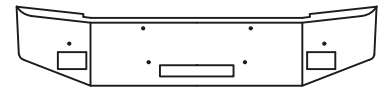
### W/2" break-back (not available in 12" width)



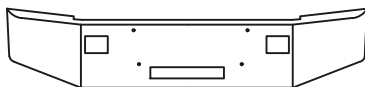
AA-2011-\_\_



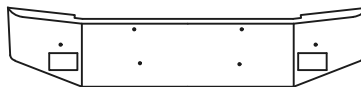
AA-2010-\_\_




AA-2001-\_\_



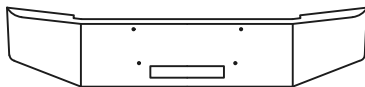
AA-0011-\_\_



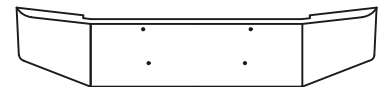
AA-2000-\_\_



AA-0010-\_\_

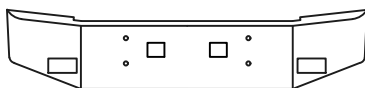


AA-0001-\_\_



AA-0000-\_\_

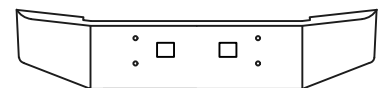
### W/2" break-back



AB-2010-\_\_



AB-2000-\_\_



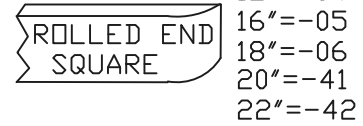
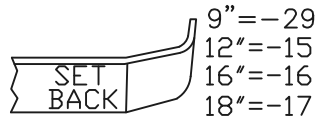
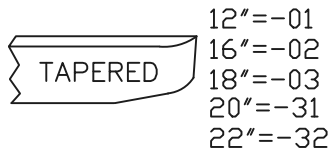
AB-0010-\_\_



AB-0000-\_\_



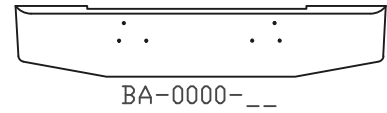
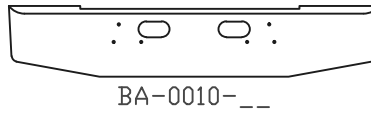
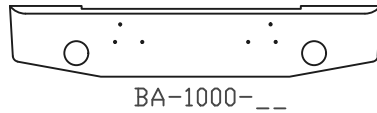
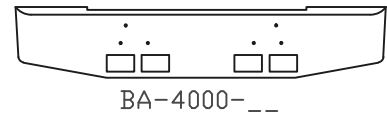
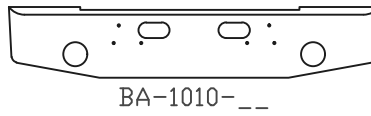
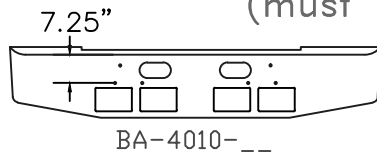
## AVAILABLE STYLES (see page III for more styles)



Bumpers shown below are for MOUNTING and OPTIONS. To select a style use the two digit outside shape shown above as the last two digits of the part number.

L, LN, LT, LTN, LTL, 800, 8000, 900, 9000, 1987 LN7000

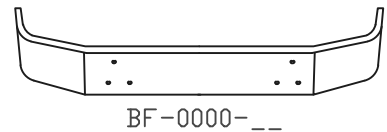
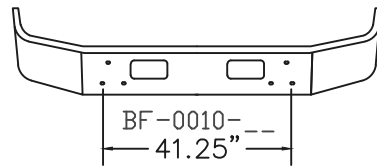
(must be 16" wide for 4010 option)



AEROMAX SET BACK AXLE L, LS, LA, LTS, LTA, 9000

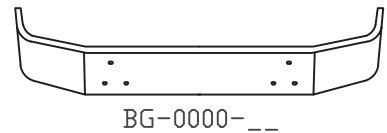
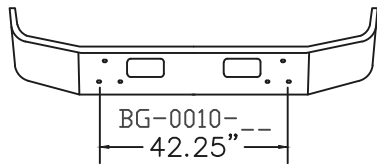
(please check the next category before ordering)

Not available in UST



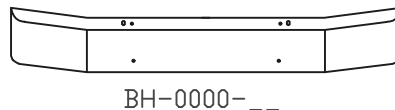
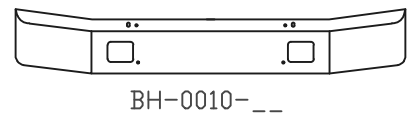
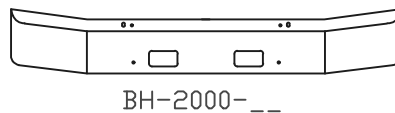
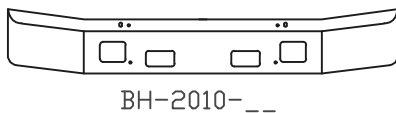
LST SET BACK AXLE

(please check the prior category before ordering)



1980 - 2003 F SERIES SET BACK AXLE W/9" break-back

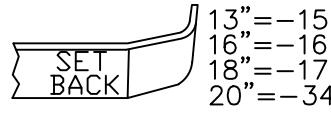
(Rolled End Square 18"-96, 20"-97 Hand Formed)



**NO WARRANTY on break-backs over 18"**

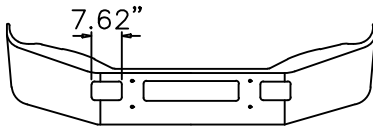


AVAILABLE STYLES (see page III for more styles)

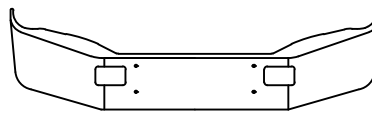


Bumpers shown below are for MOUNTING and OPTIONS. To select a style use the two digit outside shape shown above as the last two digits of the part number.

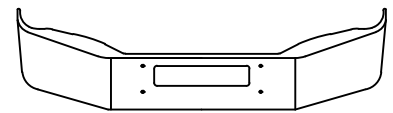
2005-2015 F650 SUPER DUTY  
(please check the next category before ordering)  
(brackets included)



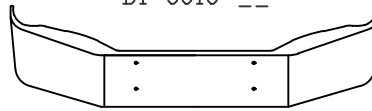
BI-0011-\_\_



BI-0010-\_\_

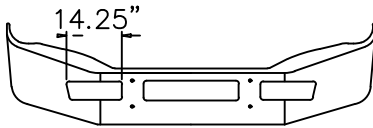


BI-0001-\_\_

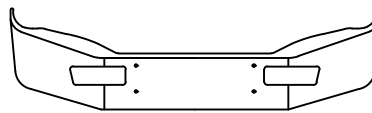


BI-0000-\_\_

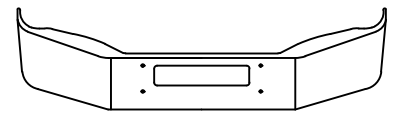
2005-2015 F650 SUPER DUTY  
(please check the prior category before ordering)  
(brackets included)




BJ-0011-\_\_



BJ-0010-\_\_



BJ-0001-\_\_



BJ-0000-\_\_

**NO WARRANTY on break-backs over 18"**



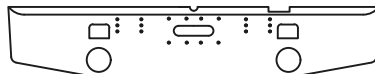


## AVAILABLE STYLES (see page III for more styles)

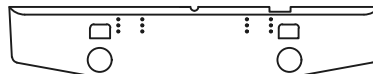
<p>TAPERED</p>	12"=-01	<p>BOXED END</p>	12"=-09	<p>ROLLED END SQUARE</p>	12"=-04
	16"=-02		16"=-10		16"=-05
	18"=-03		18"=-11		18"=-06
	20"=-31		20"=-51		20"=-41
	22"=-32		22"=-52		22"=-42

Bumpers shown below are for MOUNTING and OPTIONS. To select a style use the two digit outside shape shown above as the last two digits of the part number.

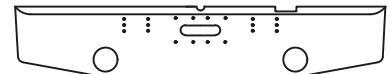
### PRIOR TO 1984 COE AND CONV. 92" LONG



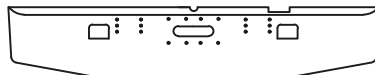
CA-1110-\_\_



CA-1100-\_\_



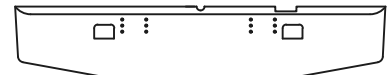
CA-1010-\_\_



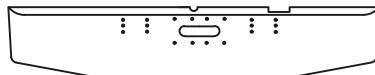
CA-0110-\_\_



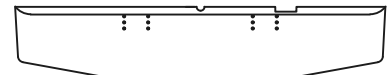
CA-1000-\_\_



CA-0100-\_\_

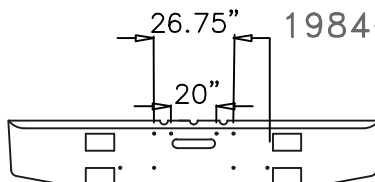


CA-0010-\_\_

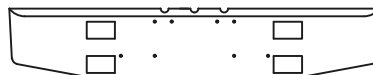


CA-0000-\_\_

### 1984-1999 COE AND CONV. 92" LONG FREIGHTLINER CLASSIC



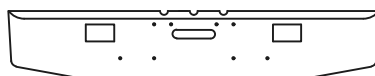
CB-2110-\_\_



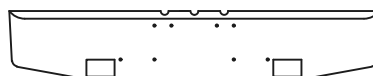
CB-2100-\_\_



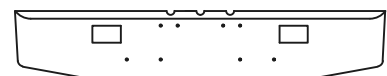
CB-2010-\_\_



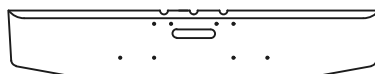
CB-0110-\_\_



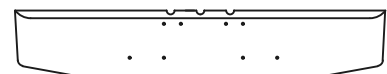
CB-2000-\_\_



CB-0100-\_\_

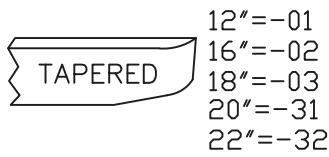


CB-0010-\_\_



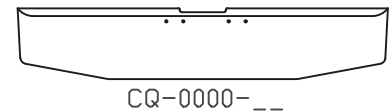
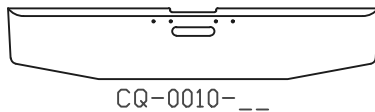
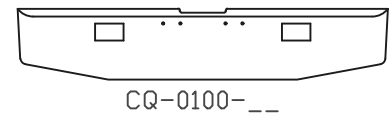
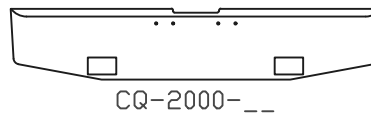
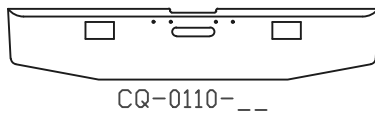
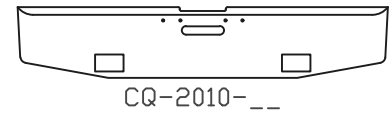
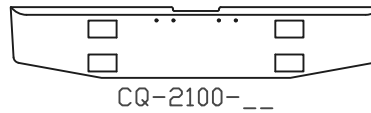
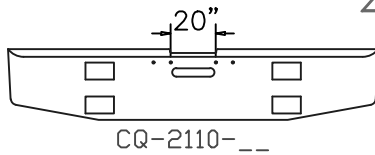
CB-0000-\_\_

## AVAILABLE STYLES (see page III for more styles)

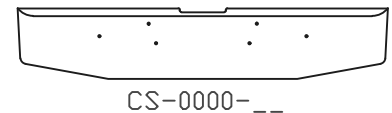
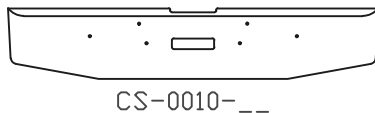
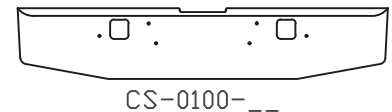
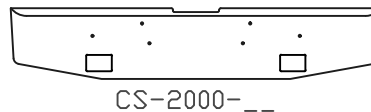
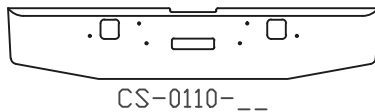
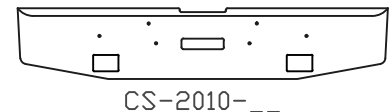
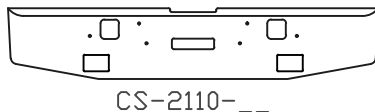


Bumpers shown below are for MOUNTING and OPTIONS. To select a style use the two digit outside shape shown above as the last two digits of the part number.

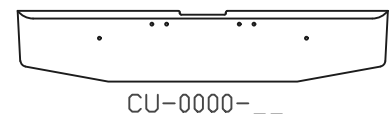
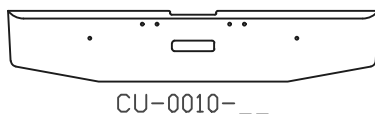
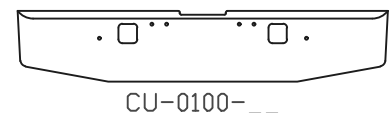
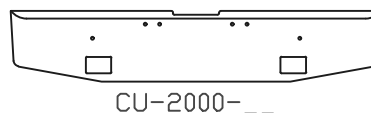
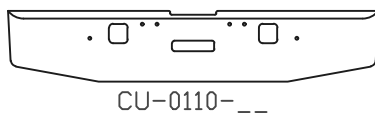
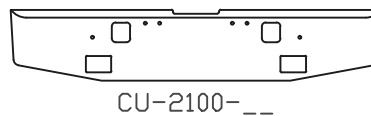
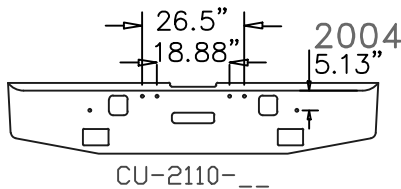
### 2000-2002 CLASSIC 92" LONG



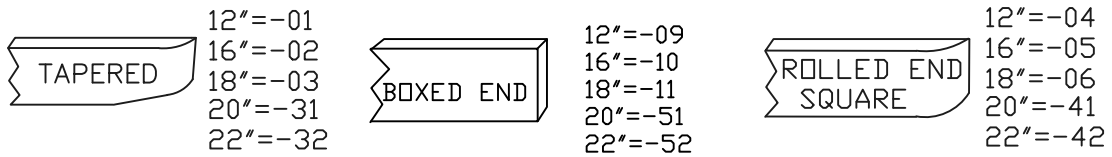
### 2003 CLASSIC 92" LONG



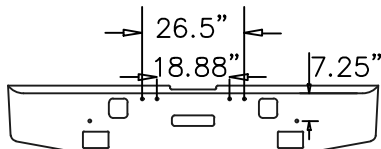
### 2004 - 2007 CLASSIC XL DAY CAB



## AVAILABLE STYLES (see page III for more styles)



Bumpers shown below are for MOUNTING and OPTIONS. To select a style use the two digit outside shape shown above as the last two digits of the part number.



CV-2110-\_\_

### 2004 - 2007 CLASSIC XL



CV-2100-\_\_



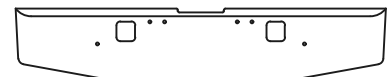
CV-2010-\_\_



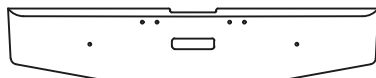
CV-0110-\_\_



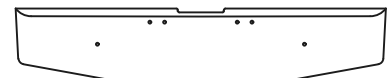
CV-2000-\_\_



CV-0100-\_\_



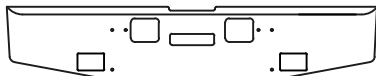
CV-0010-\_\_



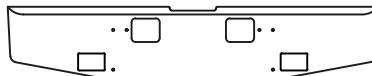
CV-0000-\_\_

### 2008 CLASSIC XL

(only available in 16" or wider)



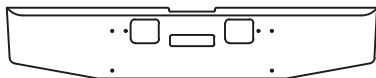
CX-2110-\_\_



CX-2100-\_\_



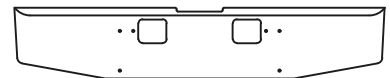
CX-2010-\_\_



CX-0110-\_\_



CX-2000-\_\_



CX-0100-\_\_

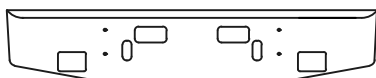


CX-0010-\_\_



CX-0000-\_\_

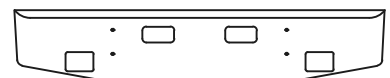
### 2012 AND NEWER 114SD SET FORWARD AXLE



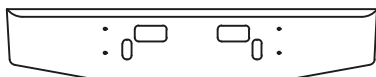
COI-2011-\_\_



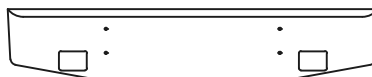
COI-2010-\_\_



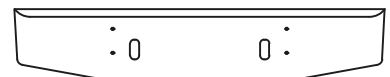
COI-2001-\_\_



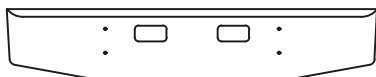
COI-0011-\_\_



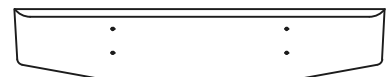
COI-2000-\_\_



COI-0010-\_\_

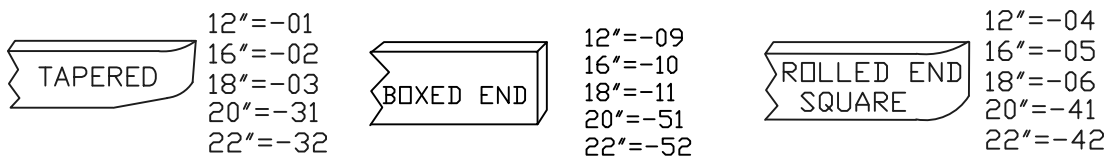


COI-0001-\_\_



COI-0000-\_\_

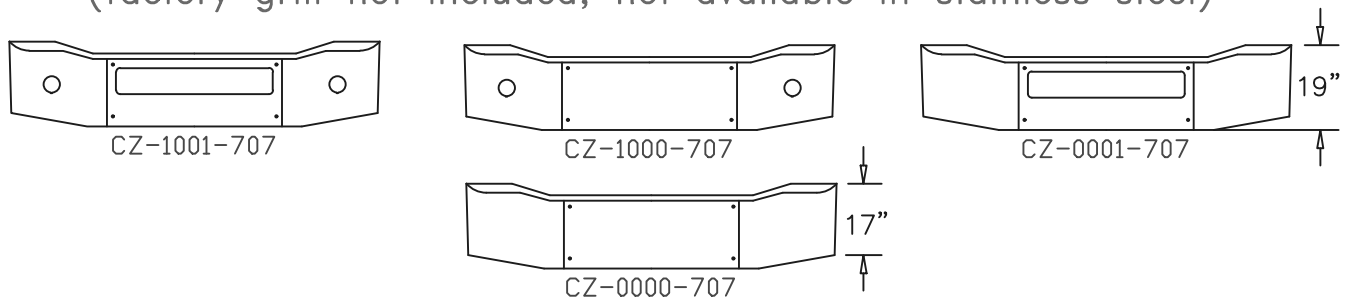
## AVAILABLE STYLES (see page III for more styles)



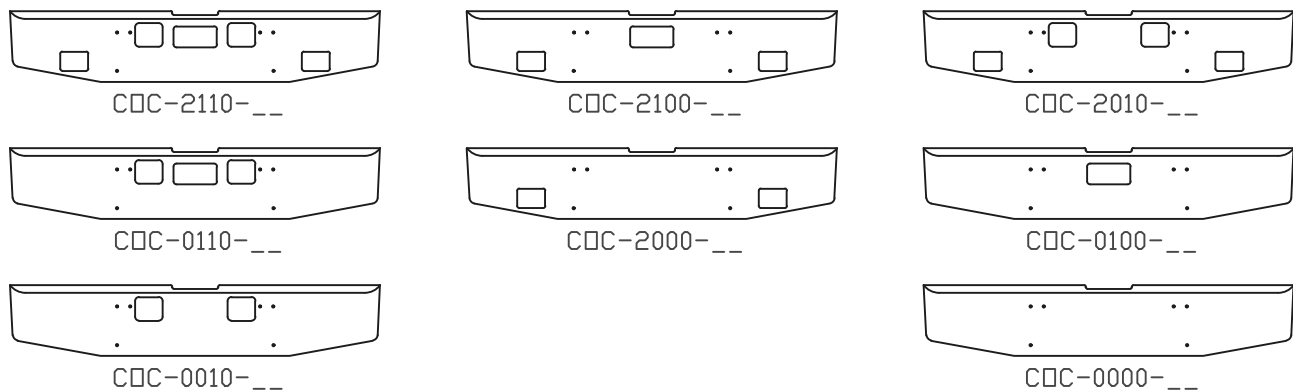
Bumpers shown below are for MOUNTING and OPTIONS. To select a style use the two digit outside shape shown above as the last two digits of the part number.

### 2002-2009 CORONADO

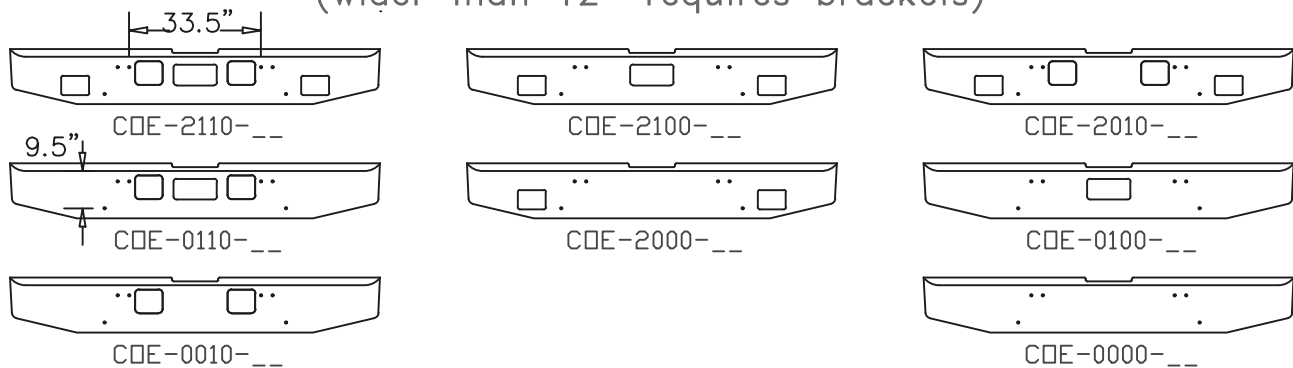
(factory grill not included, not available in stainless steel)



### 2010 AND NEWER CORONADO



### 2010 AND NEWER CORONADO (wider than 12" requires brackets)



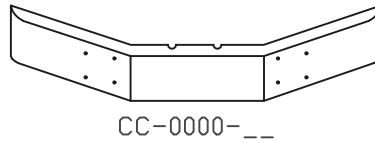
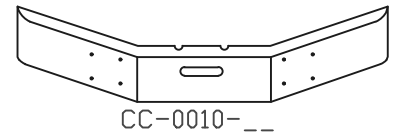
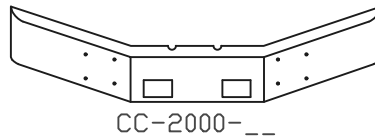
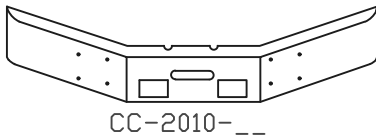


## AVAILABLE STYLES (see page III for more styles)

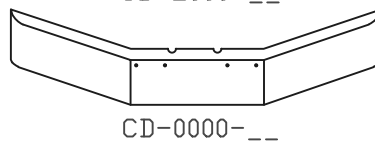
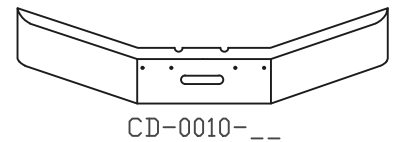
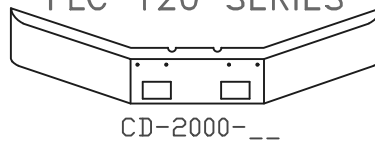
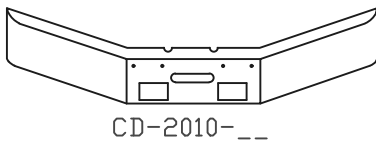


Bumpers shown below are for MOUNTING and OPTIONS. To select a style use the two digit outside shape shown above as the last two digits of the part number.

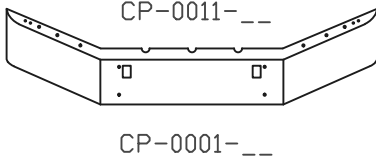
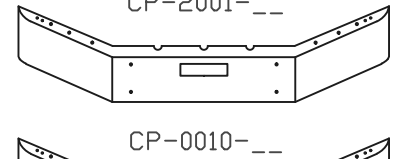
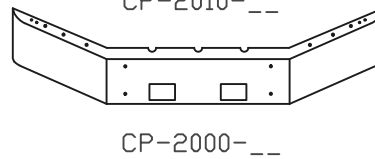
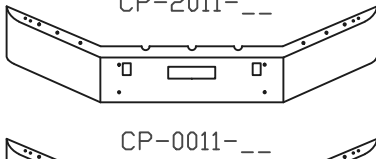
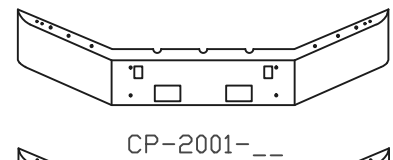
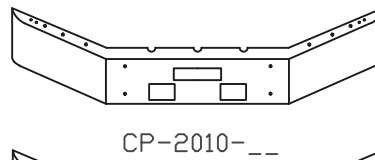
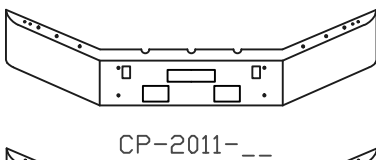
### 1986 AND NEWER CONV. SET BACK AXLE W/16" break-back



### 1986 AND NEWER CONV. SET BACK AXLE W/17" break-back FLC 120 SERIES

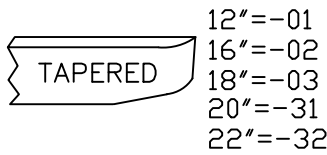


### FLD 112 SEVERE DUTY SET BACK AXLE W/17" break-back



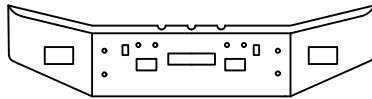
**NO WARRANTY on break-backs over 18"**

## AVAILABLE STYLES (see page III for more styles)

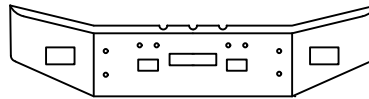


Bumpers shown below are for MOUNTING and OPTIONS. To select a style use the two digit outside shape shown above as the last two digits of the part number.

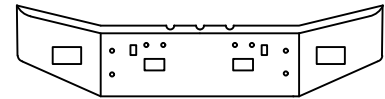
### 1989 AND NEWER COE W/7" break-back (Not available in gullwing -07)



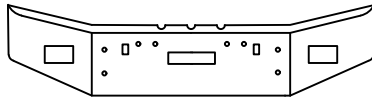
CF-2111-\_\_



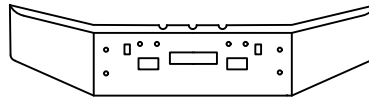
CF-2110-\_\_



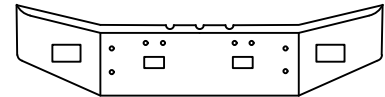
CF-2101-\_\_



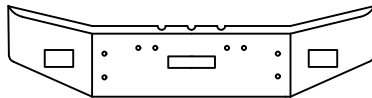
CF-2011-\_\_



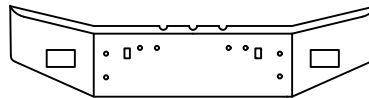
CF-0111-\_\_



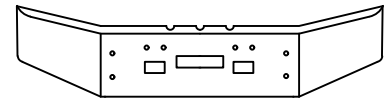
CF-2100-\_\_



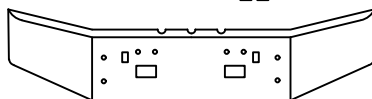
CF-2010-\_\_



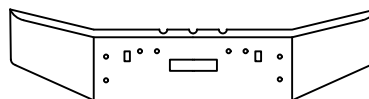
CF-2001-\_\_



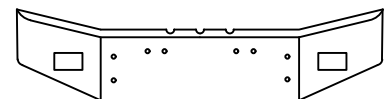
CF-0110-\_\_



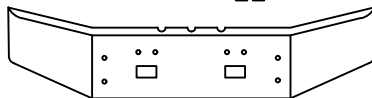
CF-0101-\_\_



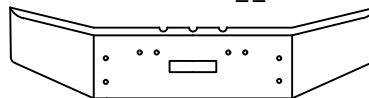
CF-0011-\_\_



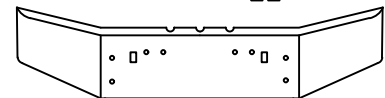
CF-2000-\_\_



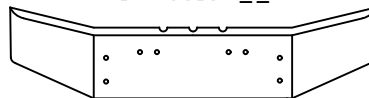
CF-0100-\_\_



CF-0010-\_\_

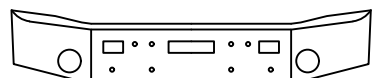


CF-0001-\_\_

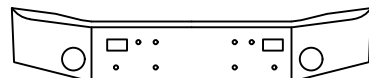


CF-0000-\_\_

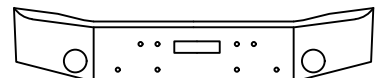
### 1986 AND NEWER CONV. SET BACK AXLE W/2" break-back FLC 112 CONV. (STEEL CAB available in gullwing -07 only)



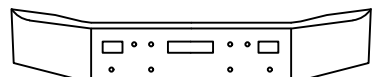
CE-1110-\_\_



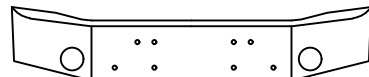
CE-1100-\_\_



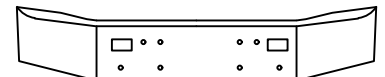
CE-1010-\_\_



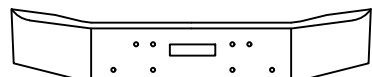
CE-0110-\_\_



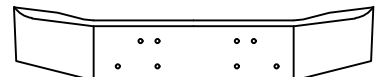
CE-1000-\_\_



CE-0100-\_\_



CE-0010-\_\_



CE-0000-\_\_



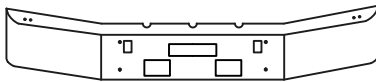
## AVAILABLE STYLES (see page III for more styles)

ROLLED END  
SQUARE

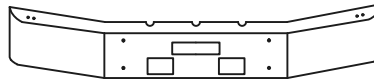
12"=-04  
16"=-05  
18"=-96  
20"=-97  
22"=-98

Bumpers shown below are for MOUNTING and OPTIONS. To select a style use the two digit outside shape shown above as the last two digits of the part number.

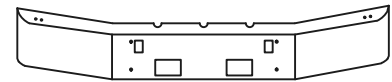
FLD 112 W/6" break-back (92" full length)  
86<sup>3</sup>/<sub>4</sub>" use with factory plastic ends (not included)



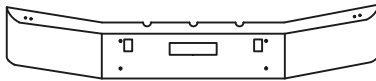
CG-2011-\_\_



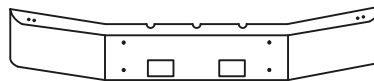
CG-2010-\_\_



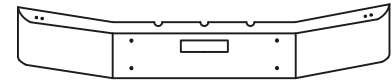
CG-2001-\_\_



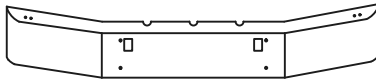
CG-0011-\_\_



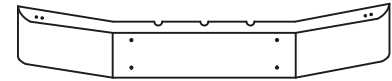
CG-2000-\_\_



CG-0010-\_\_

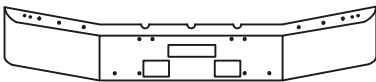


CG-0001-\_\_

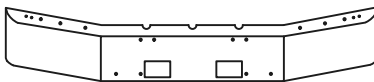


CG-0000-\_\_

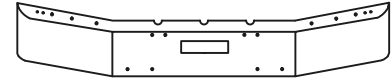
FLD 120 W/6" break-back (92" full length)  
86<sup>3</sup>/<sub>4</sub>" use with factory plastic ends (not included)  
(please check next category before ordering)



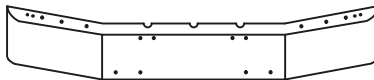
CH-2010-\_\_



CH-2000-\_\_

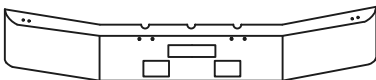


CH-0010-\_\_

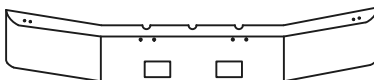


CH-0000-\_\_

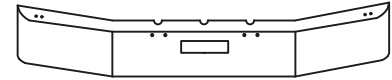
FLD 120 W/6" break-back (92" full length)  
86<sup>3</sup>/<sub>4</sub>" use with factory plastic ends (not included)  
(please check prior category before ordering)



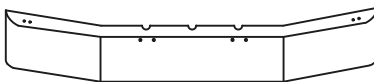
CJ-2010-\_\_



CJ-2000-\_\_



CJ-0010-\_\_



CJ-0000-\_\_

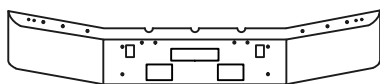
**NO WARRANTY on break-backs over 18"**

## AVAILABLE STYLES (see page III for more styles)

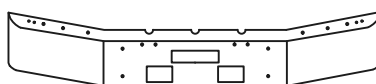


Bumpers shown below are for MOUNTING and OPTIONS. To select a style use the two digit outside shape shown above as the last two digits of the part number.

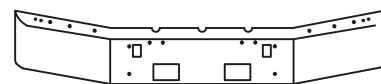
### COMBINATION OF FLD 112 & FLD120 BOLT PATTERNS W/6" break-back (92" full length bumper) 86<sup>3</sup>/<sub>4</sub>" use with factory plastic ends (not included)



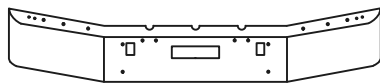
CM-2011-\_\_



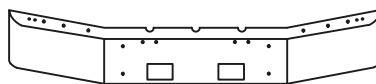
CM-2010-\_\_



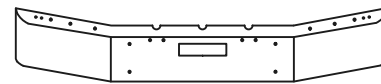
CM-2001-\_\_



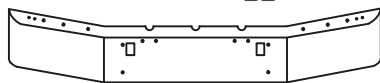
CM-0011-\_\_



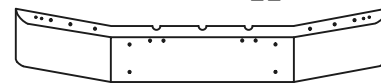
CM-2000-\_\_



CM-0010-\_\_



CM-0001-\_\_



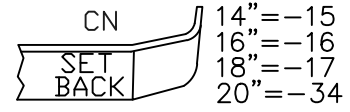
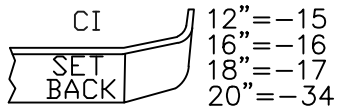
CM-0000-\_\_

**NO WARRANTY on break-backs over 18"**



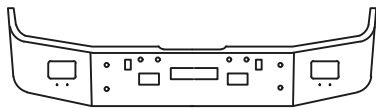


## AVAILABLE STYLES (see page III for more styles)

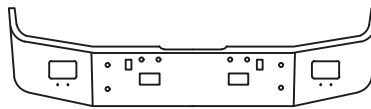


Bumpers shown below are for MOUNTING and OPTIONS. To select a style use the two digit outside shape shown above as the last two digits of the part number.

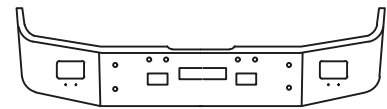
### 1989 AND NEWER CONVENTIONAL SET BACK AXLE (Chrome Replacement) FLD 112, FLD120 (brackets included)



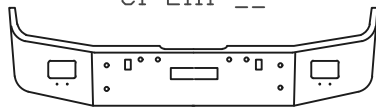
CI-2111-\_\_



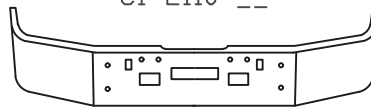
CI-2110-\_\_



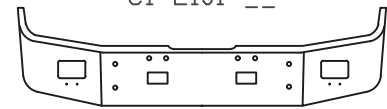
CI-2101-\_\_



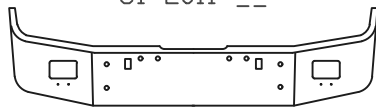
CI-2011-\_\_



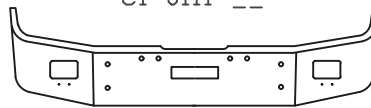
CI-0111-\_\_



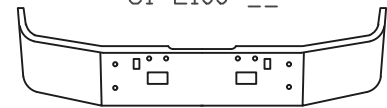
CI-2100-\_\_



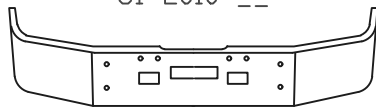
CI-2010-\_\_



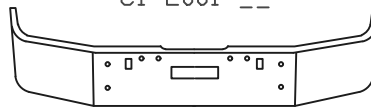
CI-2001-\_\_



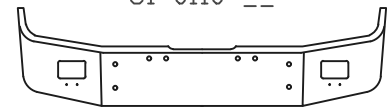
CI-0110-\_\_



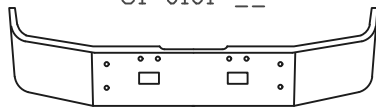
CI-0101-\_\_



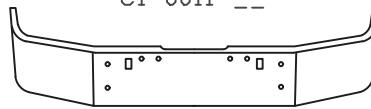
CI-0011-\_\_



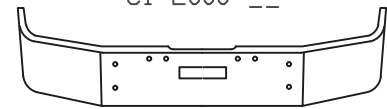
CI-2000-\_\_



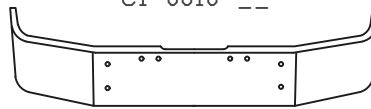
CI-0100-\_\_



CI-0010-\_\_



CI-0001-\_\_



CI-0000-\_\_

### PRIOR TO 2004 COLUMBIA SET BACK AXLE (Chrome Replacement) (brackets included)



CN-2011-\_\_



CN-2001-\_\_



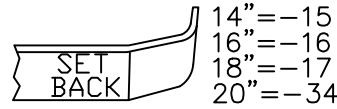
CN-0011-\_\_



CN-0001-\_\_

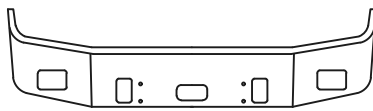
**NO WARRANTY on break-backs over 18"**

## AVAILABLE STYLES (see page III for more styles)

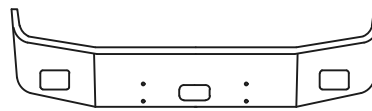


Bumpers shown below are for MOUNTING and OPTIONS. To select a style use the two digit outside shape shown above as the last two digits of the part number.

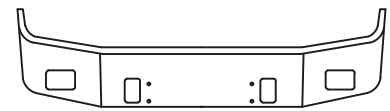
### CONVENTIONAL SET BACK AXLE (Chrome Replacement) 1996-2004 CENTURY CLASS (Brackets Included)



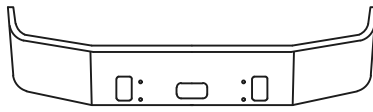
CL-2210-\_\_



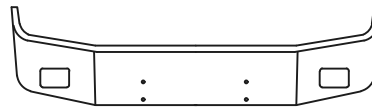
CL-2200-\_\_



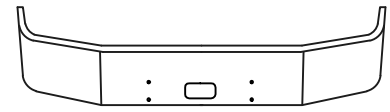
CL-2010-\_\_



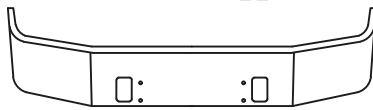
CL-0210-\_\_



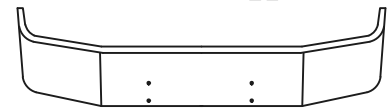
CL-2000-\_\_



CL-0200-\_\_

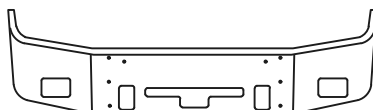


CL-0010-\_\_



CL-0000-\_\_

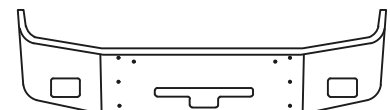
### CONVENTIONAL SET BACK AXLE (Chrome Replacement) 2005-2007 CENTURY CLASS (Brackets Included) 2004-2007 COLUMBIA



CW-2011-\_\_




CW-2010-\_\_




CW-2001-\_\_



CW-0011-\_\_




CW-2000-\_\_



CW-0010-\_\_



CW-0001-\_\_



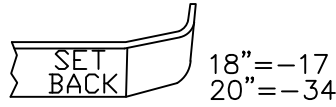
CW-0000-\_\_

**NO WARRANTY on break-backs over 18"**



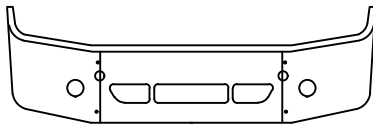
## AVAILABLE STYLES (see page III for more styles)

COA, COB are not available in 12" or 16"

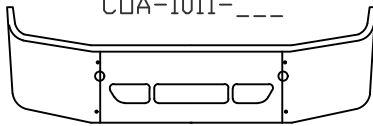


Bumpers shown below are for MOUNTING and OPTIONS. To select a style use the two digit outside shape shown above as the last two digits of the part number.

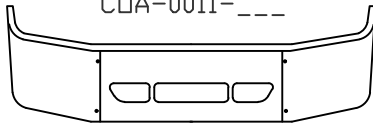
### CONVENTIONAL SET BACK AXLE (Replaces Plastic Only) 2008 AND NEWER COLUMBIA (Brackets Included)




COA-1011-\_\_\_



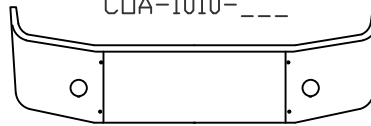
COA-0011-\_\_\_



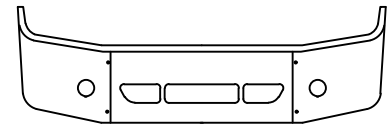
COA-0001-\_\_



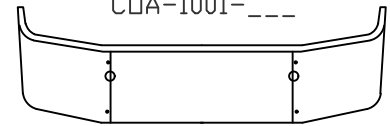
COA-1010-\_\_\_



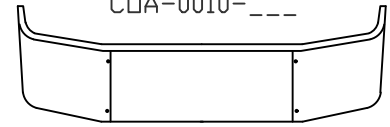
COA-1000-\_\_\_



COA-1001-\_\_\_

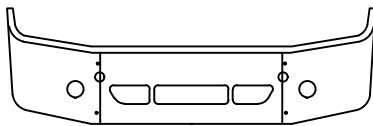


COA-0010-\_\_\_

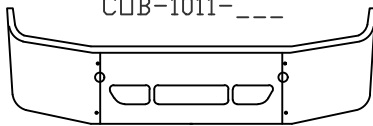


COA-0000-\_\_\_

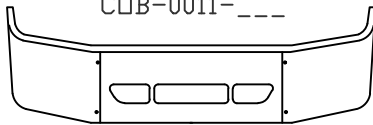
### CONVENTIONAL SET BACK AXLE (Chrome Replacement) 2008 AND NEWER CENTURY CLASS (Brackets Included) 2008 & NEWER COLUMBIA (Replaces Stainless Clad, Brkts Included)




COB-1011-\_\_\_



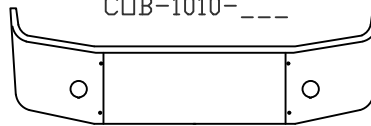
COB-0011-\_\_\_



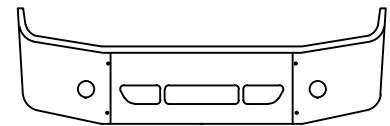
COB-0001-\_\_



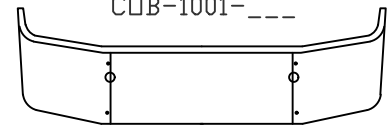
COB-1010-\_\_\_



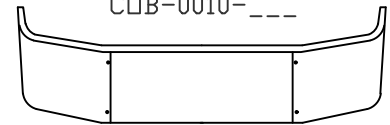
COB-1000-\_\_\_



COB-1001-\_\_\_




COB-0010-\_\_\_



COB-0000-\_\_\_

**NO WARRANTY on break-backs over 18"**

## AVAILABLE STYLES (see page III for more styles)



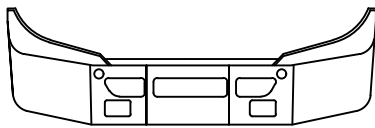
14"=-15X  
 16"=-16X  
 18"=-17X  
 20"=-34X

Bumpers shown below are for MOUNTING and OPTIONS. To select a style use the two digit outside shape shown above as the last two digits of the part number.

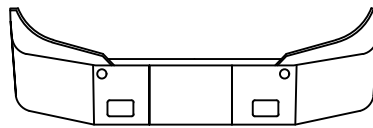
### CONVENTIONAL SET BACK AXLE (Replaces Plastic)

2008-2013 CASCADIA (Brackets Included)

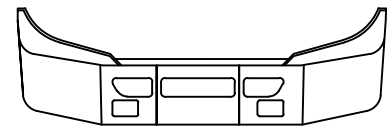
3PC. BUMPER (extensions included fits factory air dam)



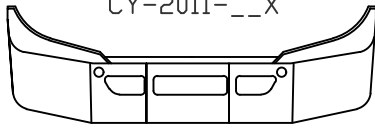
CY-2011-\_\_X



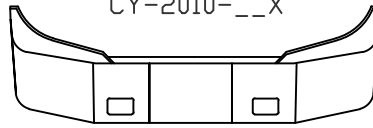
CY-2010-\_\_X



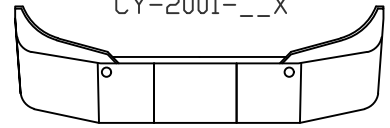
CY-2001-\_\_X



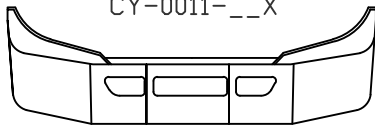
CY-0011-\_\_X



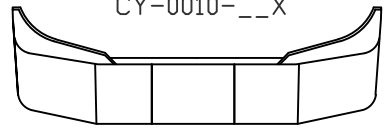
CY-2000-\_\_X



CY-0010-\_\_X

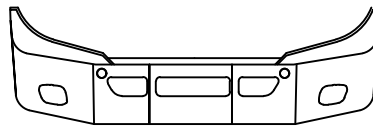


CY-0001-\_\_X



CY-0000-\_\_X

(USE 5 INSTEAD OF 2 FOR FACTORY LIGHT HOLES)

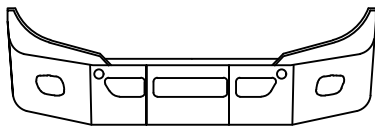


CY-5011-\_\_X

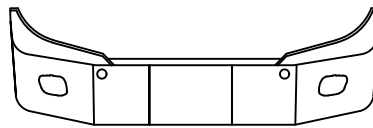
2008 AND NEWER CASCADIA (mounts to factory brackets)

(Replaces Stainless Clad - brackets not included)

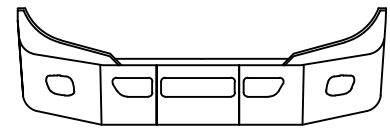
3PC. BUMPER (extensions included, fits factory air dam)



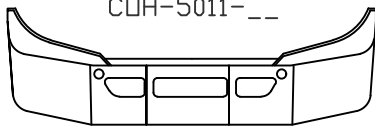
CDH-5011-\_\_



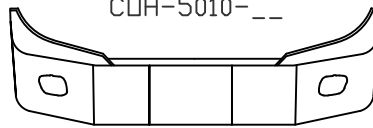
CDH-5010-\_\_



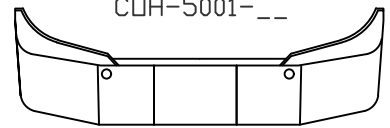
CDH-5001-\_\_



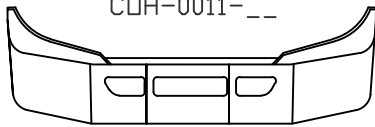
CDH-0011-\_\_



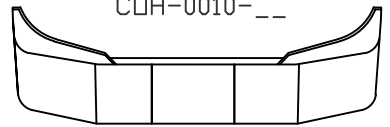
CDH-5000-\_\_



CDH-0010-\_\_



CDH-0001-\_\_X

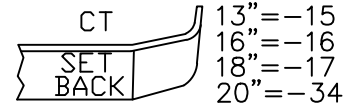
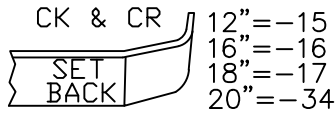


CDH-0000-\_\_X

**NO WARRANTY on break-backs over 18"**

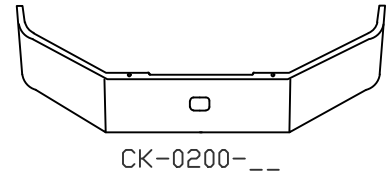
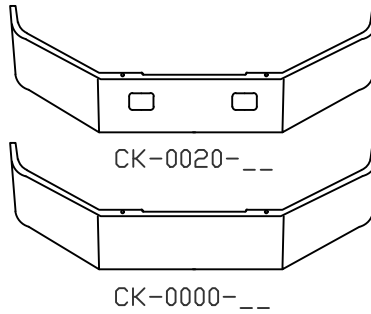
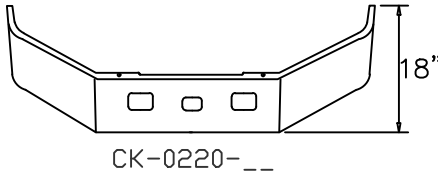


## AVAILABLE STYLES (see page III for more styles)



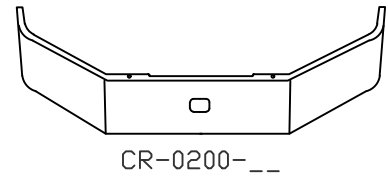
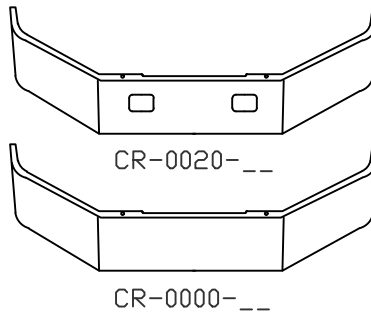
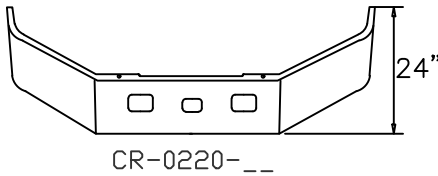
Bumpers shown below are for MOUNTING and OPTIONS. To select a style use the two digit outside shape shown above as the last two digits of the part number.

### 2002 AND OLDER FL 50, 60, 70, 80, (midrange)

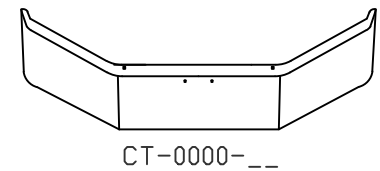
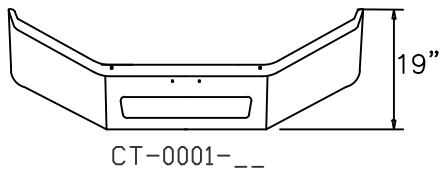


### FL112 (midrange)

(Ends are 6" Longer than CK Model Check before ordering)

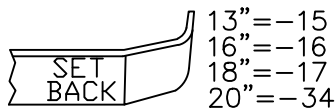


### 2003 AND NEWER BUSINESS CLASS M2 106 (midrange)



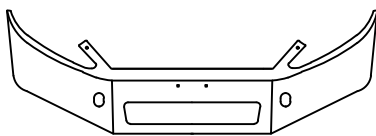
**NO WARRANTY on break-backs over 18"**

AVAILABLE STYLES (see page III for more styles)

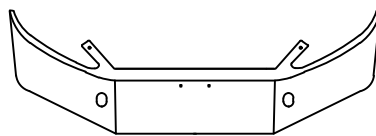


Bumpers shown below are for MOUNTING and OPTIONS. To select a style use the two digit outside shape shown above as the last two digits of the part number.

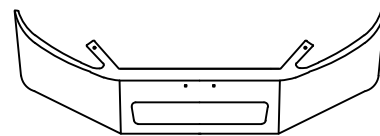
2004-2012 BUSINESS CLASS M2 112 (midrange)



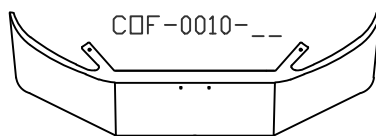
CDF-0011-\_\_



CDF-0010-\_\_

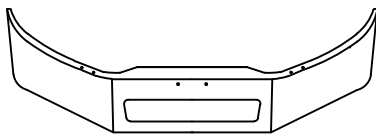


CDF-0001-\_\_

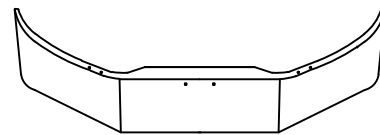


CDF-0000-\_\_

2011 AND NEWER BUSINESS CLASS M2 106 (midrange)  
(brackets included)




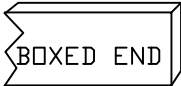

CDG-0001-\_\_



CDG-0000-\_\_

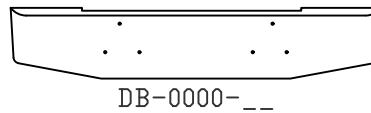
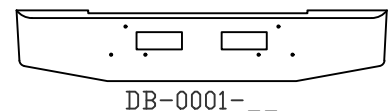
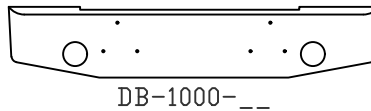
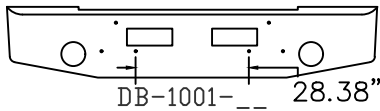


## AVAILABLE STYLES (see page III for more styles)

 TAPERED	12"=-01	 BOXED END	12"=-09	 ROLLED END SQUARE	12"=-04
	16"=-02		16"=-10		16"=-05
	18"=-03		18"=-11		18"=-06
	20"=-31		20"=-51		20"=-41
	22"=-32		22"=-52		22"=-42

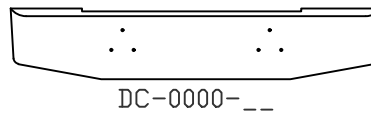
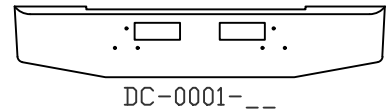
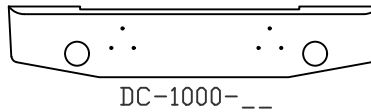
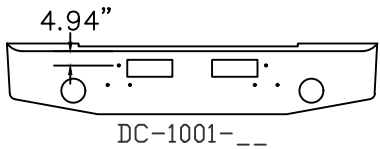
Bumpers shown below are for MOUNTING and OPTIONS. To select a style use the two digit outside shape shown above as the last two digits of the part number.

### GENERAL



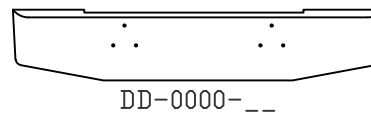
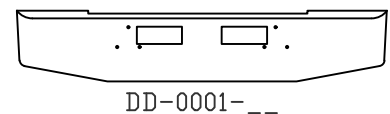
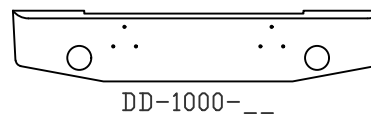
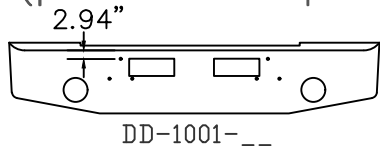
### BRIGADIER

(please check next category and measurements before ordering)  
(not available in 12" width)

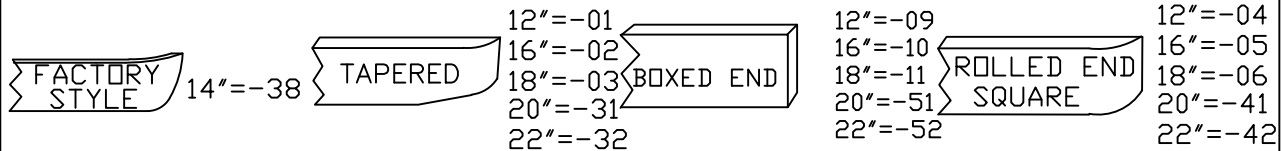


### BRIGADIER HIGH CAB

(please check prior category and measurements before ordering)

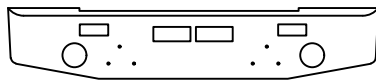


## AVAILABLE STYLES (see page III for more styles)




Bumpers shown below are for MOUNTING and OPTIONS. To select a style use the two digit outside shape shown above as the last two digits of the part number.

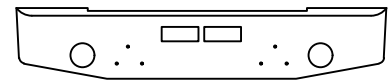
### 1982 AND NEWER ASTRO (not available in 12" width)



DE-1011-\_\_



DE-1010-\_\_




DE-1001-\_\_



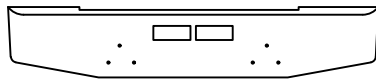
DE-0011-\_\_




DE-1000-\_\_



DE-0010-\_\_

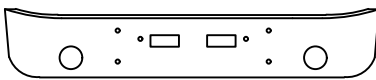


DE-0001-\_\_

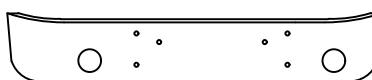


DE-0000-\_\_

### 1989-1990 GMC TOPKICK / CHEVY KODIAK (Prior to 1989 not available in -38 style) (not available in stainless steel)



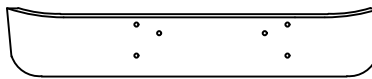
DF-1001-\_\_



DF-1000-\_\_

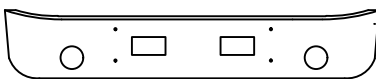


DF-0001-\_\_



DF-0000-\_\_

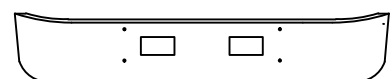
### 1990-2003 GMC TOPKICK / CHEVY KODIAK / C5500, C6500 (not available in stainless steel)




DG-1001-\_\_



DG-1000-\_\_



DG-0001-\_\_



DG-0000-\_\_

## AVAILABLE STYLES (see page III for more styles)




12"=-12  
16"=-13  
18"=-14




14"=-15  
16"=-16  
18"=-17

Bumpers shown below are for MOUNTING and OPTIONS. To select a style use the two digit outside shape shown above as the last two digits of the part number.

### GMC 7000, CHEVY C60, C65, C70 W/7" break-back

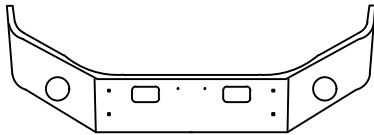


DH-0001-\_\_

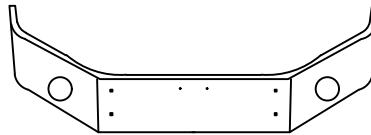


DH-0000-\_\_

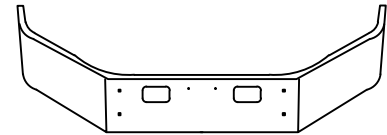
### 2004-2006 GMC C4500, C5500



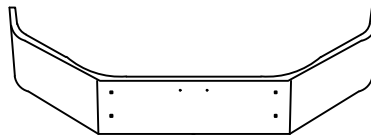
DI-1001-\_\_



DI-1000-\_\_

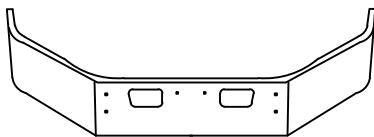


DI-0001-\_\_

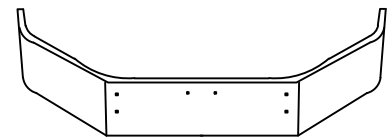


DI-0000-\_\_

### 2004 AND NEWER GMC 6500, 7500



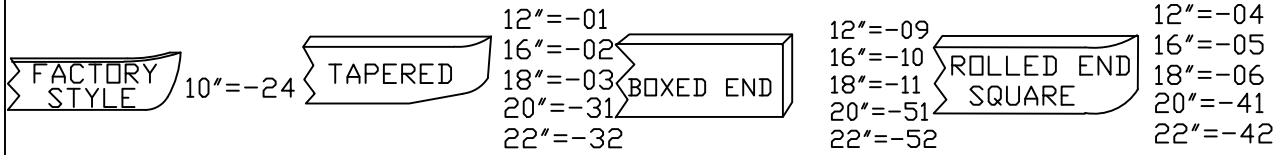
DJ-0001-\_\_



DJ-0000-\_\_

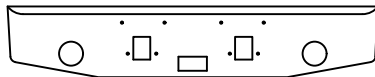
**NO WARRANTY on break-backs over 18"**

## AVAILABLE STYLES (see page III for more styles)

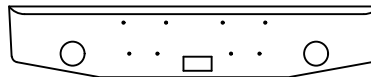


Bumpers shown below are for MOUNTING and OPTIONS. To select a style use the two digit outside shape shown above as the last two digits of the part number

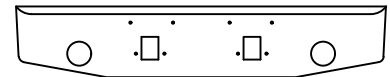
### CONV. 4200, 4300



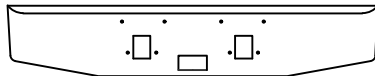
ED-1210-\_\_



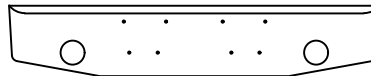
ED-1200-\_\_



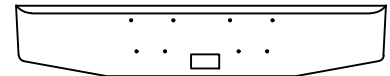
ED-1010-\_\_



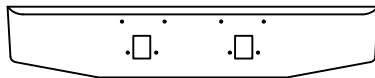
ED-0210-\_\_



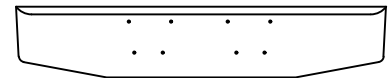
ED-1000-\_\_



ED-0200-\_\_




ED-0010-\_\_




ED-0000-\_\_


### 2200, 2500 S




EF-1010-\_\_



EF-1000-\_\_




EF-0010-\_\_




EF-0000-\_\_


### 1700, 1800, 1900 S




EG-2010-\_\_



EG-2000-\_\_




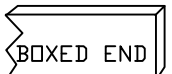


EG-0010-\_\_



EG-0000-\_\_



## AVAILABLE STYLES (see page III for more styles)

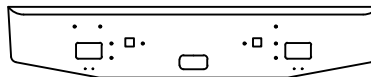
 <p>TAPERED</p>	12"=-01	 <p>BOXED END</p>	12"=-09	 <p>ROLLED END SQUARE</p>	EJ	12"=-04	 <p>ROLLED END SQUARE</p>	EI	12"=-04
	16"=-02		16"=-10		16"=-05	16"=-05			
	18"=-03		18"=-11		18"=-96	18"=-06			
	20"=-31		20"=-51		20"=-97	20"=-41			
	22"=-32		22"=-52		22"=-98	22"=-42			

Bumpers shown below are for MOUNTING and OPTIONS. To select a style use the two digit outside shape shown above as the last two digits of the part number

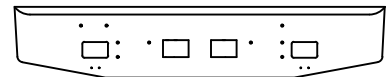
### COE 9670, CONV. 9370, 9300



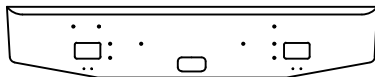
EI-2110-\_\_




EI-2210-\_\_



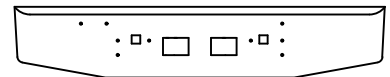
EI-2100-\_\_



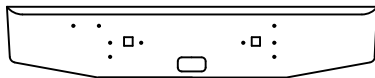
EI-2200-\_\_




EI-2010-\_\_



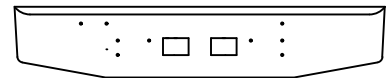
EI-0110-\_\_



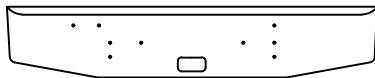
EI-0210-\_\_




EI-2000-\_\_




EI-0100-\_\_



EI-0200-\_\_

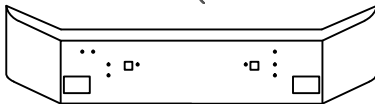


EI-0010-\_\_

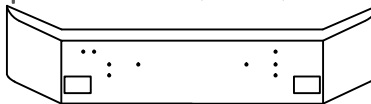


EI-0000-\_\_

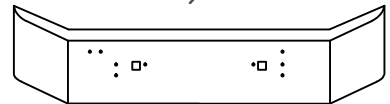
### CONV. 9370 SET BACK AXLE W/5" break-back (Rolled End Square -96, 97, 98 Hand Formed)



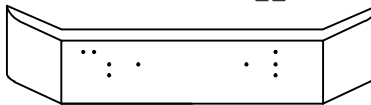
EJ-2010-\_\_



EJ-2000-\_\_



EJ-0010-\_\_







EJ-0000-\_\_

**NO WARRANTY on break-backs over 18"**

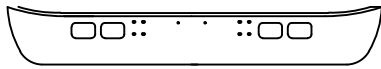


## AVAILABLE STYLES (see page III for more styles)

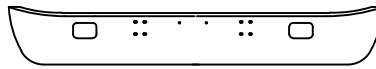
 <p>FACTORY STYLE</p>	10"=-24	 <p>TAPERED</p>	12"=-01	 <p>BOXED END</p>	12"=-09	 <p>ROLLED END SQUARE</p>	12"=-04
			16"=-02		16"=-10		16"=-05
			18"=-03		18"=-11		18"=-06
			20"=-31		20"=-51		20"=-41
			22"=-32		22"=-52		22"=-42

Bumpers shown below are for MOUNTING and OPTIONS. To select a style use the two digit outside shape shown above as the last two digits of the part number

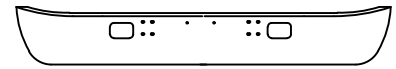
MIDRANGE 4600,4700,4800,4900,7100,8100,8200,8300 (4 bolt pattern)  
(not available in 10g steel or stainless steel)



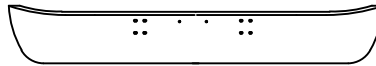
EL-2010-\_\_



EL-2000-\_\_

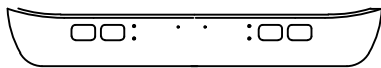


EL-0010-\_\_

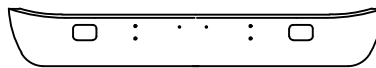


EL-0000-\_\_

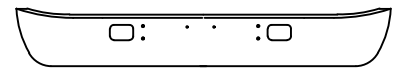
MIDRANGE 4600, 4700, 4800, 4900, 7100, 8100, 8300 (2 bolt pattern)  
(not available in 10g steel or stainless steel)



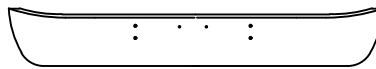
EM-2010-\_\_



EM-2000-\_\_

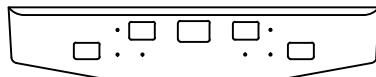


EM-0010-\_\_

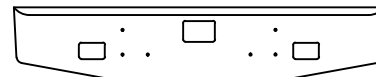


EM-0000-\_\_

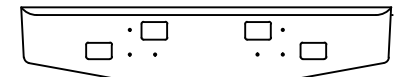
2001-2011 5900I




EW-2010-\_\_



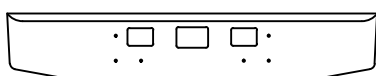
EW-2020-\_\_



EW-2030-\_\_



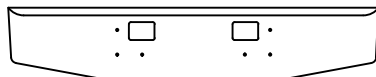
EW-2000-\_\_




EW-0010-\_\_



EW-0020-\_\_



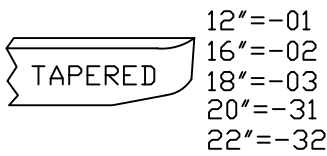
EW-0030-\_\_



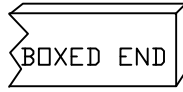
EW-0000-\_\_



## AVAILABLE STYLES (see page III for more styles)



12"=-01  
16"=-02  
18"=-03  
20"=-31  
22"=-32



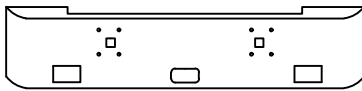
12"=-09  
16"=-10  
18"=-11  
20"=-51  
22"=-52



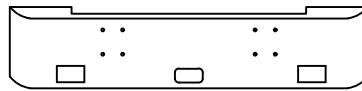
12"=-04  
16"=-05  
18"=-06  
20"=-41  
22"=-42

Bumpers shown below are for MOUNTING and OPTIONS. To select a style use the two digit outside shape shown above as the last two digits of the part number


### 1998-1999 EAGLE 9900




EN-2210-\_\_



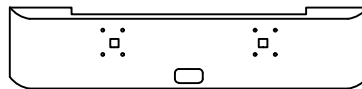
EN-2200-\_\_



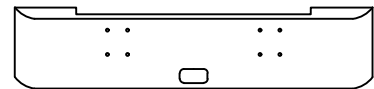
EN-2010-\_\_




EN-2000-\_\_




EN-0210-\_\_



EN-0200-\_\_

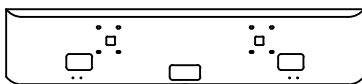


EN-0010-\_\_

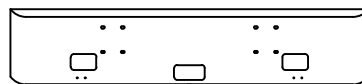


EN-0000-\_\_

### 2000 AND NEWER 9900 IX



ER-2210-\_\_



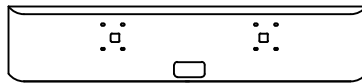
ER-2200-\_\_



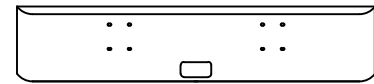
ER-2010-\_\_




ER-2000-\_\_




ER-0210-\_\_



ER-0200-\_\_



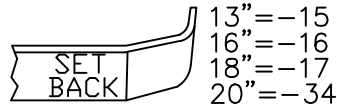
ER-0010-\_\_



ER-0000-\_\_

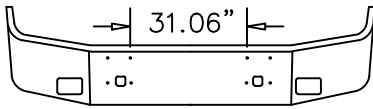


AVAILABLE STYLES (see page III for more styles)

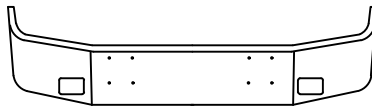


Bumpers shown below are for MOUNTING and OPTIONS. To select a style use the two digit outside shape shown above as the last two digits of the part number

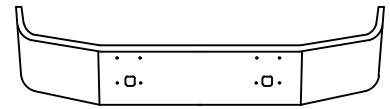
PRIOR TO 1997 CONV. 9400 SET BACK AXLE  
(check EP series before ordering)




EK-2010-\_\_



EK-2000-\_\_

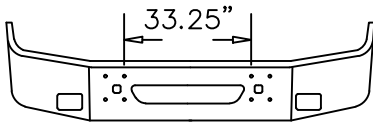


EK-0010-\_\_




EK-0000-\_\_

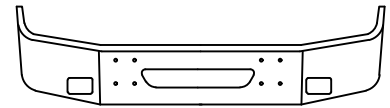
1997 AND NEWER 9100, 9200, 9400  
(check EK series before ordering)



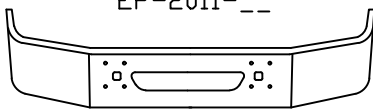
EP-2011-\_\_




EP-2010-\_\_




EP-2001-\_\_



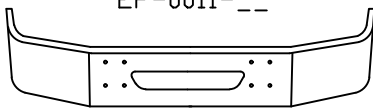
EP-0011-\_\_




EP-2000-\_\_



EP-0010-\_\_




EP-0001-\_\_




EP-0000-\_\_


PRIOR TO 1996 9200




ES-2010-\_\_



ES-2000-\_\_



ES-0010-\_\_



ES-0000-\_\_

**NO WARRANTY on break-backs over 18"**

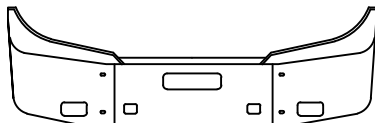


AVAILABLE STYLES (see page III for more styles)

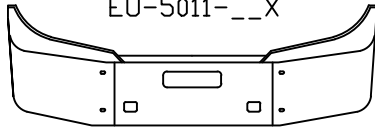


Bumpers shown below are for MOUNTING and OPTIONS. To select a style use the two digit outside shape shown above as the last two digits of the part number

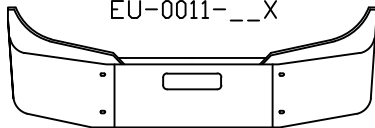
CONVENTIONAL SET BACK AXLE (Chrome Replacement)  
2008-2011 PROSTAR (Brackets Included)  
3PC. BUMPER (extension included, fits factory air dam)



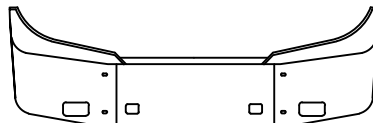
EU-5011-\_\_X



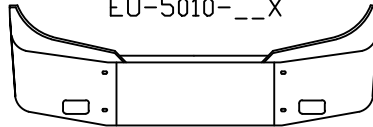
EU-0011-\_\_X



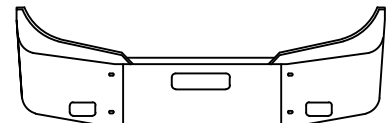
EU-0001-\_\_X



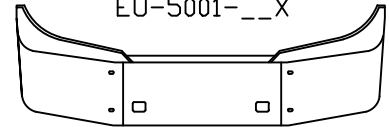
EU-5010-\_\_X



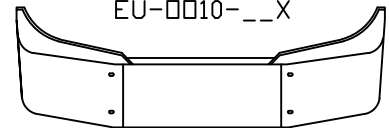
EU-5000-\_\_X



EU-5001-\_\_X



EU-0010-\_\_X



EU-0000-\_\_X

**NO WARRANTY on break-backs over 18"**

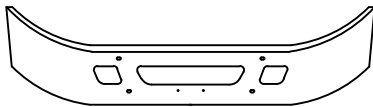
## AVAILABLE STYLES (see page III for more styles)



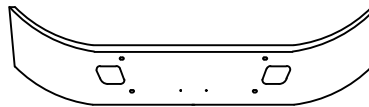
13"=-15  
16"=-16  
18"=-17  
20"=-34

Bumpers shown below are for MOUNTING and OPTIONS. To select a style use the two digit outside shape shown above as the last two digits of the part number

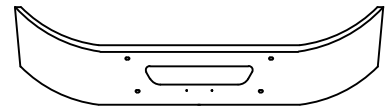
### 4300 DT466 (mounting brackets included) (automatic must have vent hole)



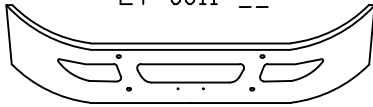
ET-0011-\_\_




ET-0010-\_\_




ET-0001-\_\_



ET-0021-\_\_

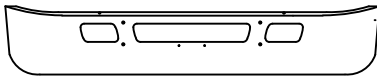


ET-0020-\_\_

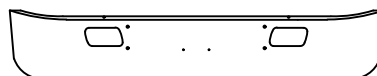


ET-0000-\_\_

### 2006 7400 DT466 (available in -38 or -15) (-38 not available in stainless steel)



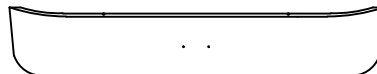
EV-5001-\_\_



EV-5000-\_\_



EV-0001-\_\_



EV-0000-\_\_

**NO WARRANTY on break-backs over 18"**



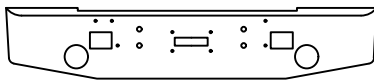


## AVAILABLE STYLES (see page III for more styles)


 TAPERED	12"=-01	 GULLWING	16"=-07	 BOXED END	12"=-09	 ROLLED END SQUARE	12"=-04
	16"=-02		16"=-10		16"=-05		
	18"=-03		18"=-11		18"=-06		
	20"=-31		20"=-51		20"=-41		
	22"=-32		22"=-52		22"=-42		

Bumpers shown below are for MOUNTING and OPTIONS. To select a style use the two digit outside shape shown above as the last two digits of the part number

### 1967-1983 COE K100C



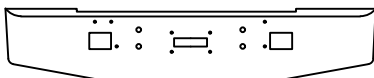
FA-1110-\_\_



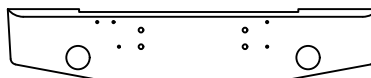
FA-1100-\_\_




FA-1010-\_\_



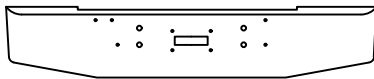
FA-0110-\_\_



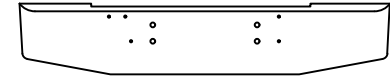
FA-1000-\_\_



FA-0100-\_\_




FA-0010-\_\_




FA-0000-\_\_


### 1984 AND NEWER COE K100E




FB-2010-\_\_



FB-2000-\_\_

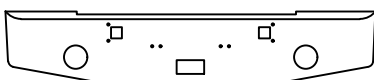


FB-0010-\_\_

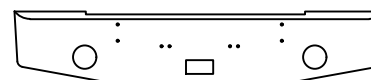


FB-0000-\_\_

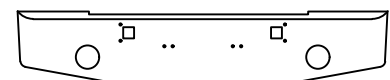
### 1967-1981 CONV. W900A



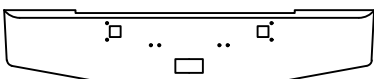
FD-1210-\_\_



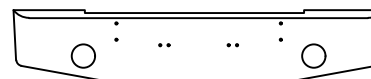
FD-1200-\_\_



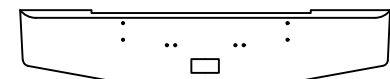
FD-1010-\_\_



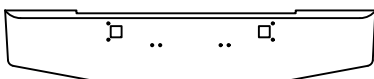
FD-0210-\_\_



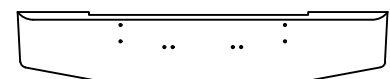
FD-1000-\_\_



FD-0200-\_\_

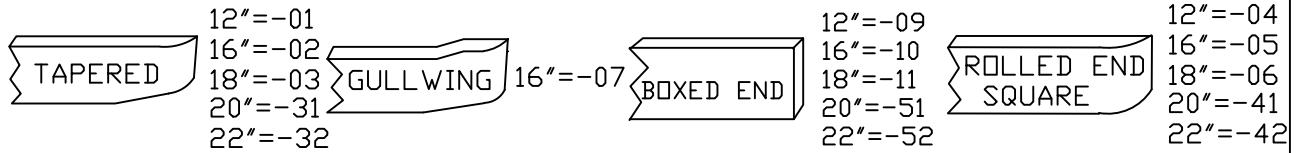


FD-0010-\_\_



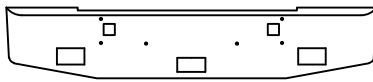
FD-0000-\_\_

## AVAILABLE STYLES (see page III for more styles)

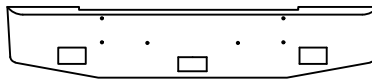


Bumpers shown below are for MOUNTING and OPTIONS. To select a style use the two digit outside shape shown above as the last two digits of the part number

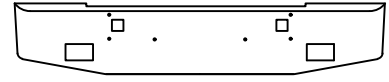
### 1982 AND NEWER CONV. W900B, W900L



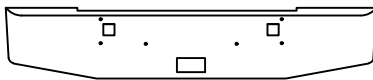
FE-2210-\_\_




FE-2200-\_\_



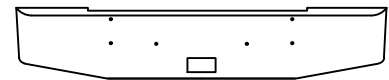
FE-2010-\_\_



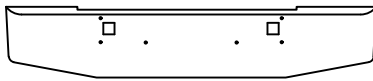
FE-0210-\_\_



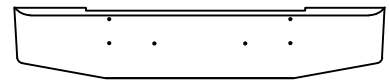
FE-2000-\_\_



FE-0200-\_\_

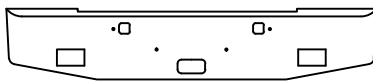


FE-0010-\_\_

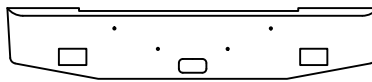


FE-0000-\_\_

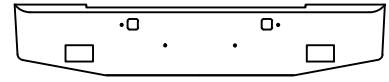
### 2011 AND NEWER CONV. W900B ONLY



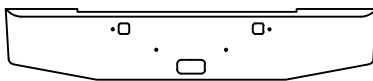
FT-2210-\_\_



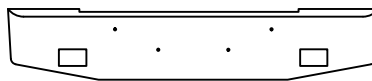
FT-2200-\_\_



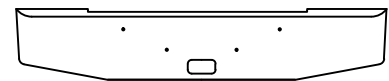
FT-2010-\_\_



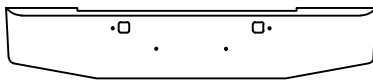
FT-0210-\_\_



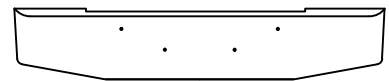
FT-2000-\_\_



FT-0200-\_\_

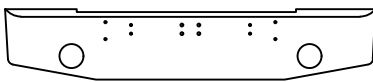


FT-0010-\_\_




FT-0000-\_\_

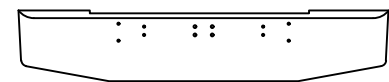
### LOGGER



FF-1090-\_\_



FF-1000-\_\_



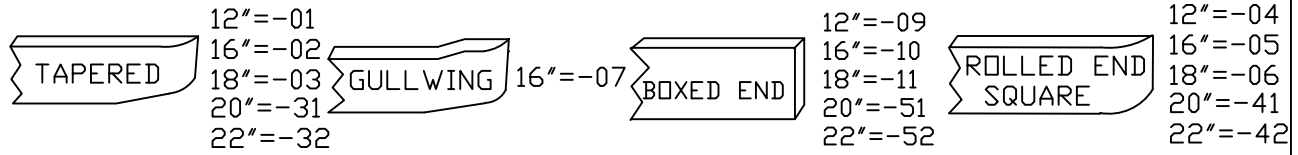
FF-0090-\_\_



FF-0000-\_\_

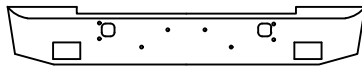


## AVAILABLE STYLES (see page III for more styles)

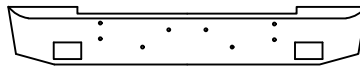


Bumpers shown below are for MOUNTING and OPTIONS. To select a style use the two digit outside shape shown above as the last two digits of the part number

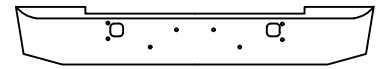
### 1989 AND NEWER W900S (Standard Width 12")



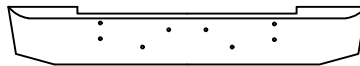
FJ-2010-\_\_



FJ-2000-\_\_



FJ-0010-\_\_



FJ-0000-\_\_

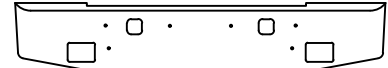
### 2008 AND NEWER W900S



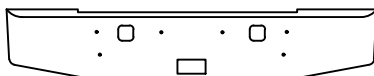
FQ-2210-\_\_



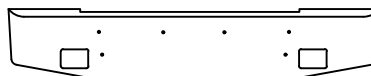
FQ-2200-\_\_



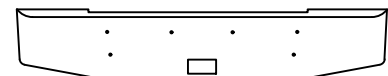
FQ-2010-\_\_



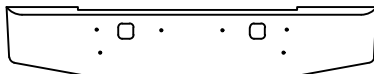
FQ-0210-\_\_



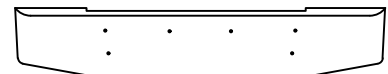
FQ-2000-\_\_



FQ-0200-\_\_

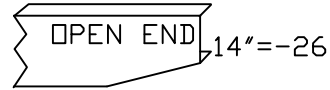
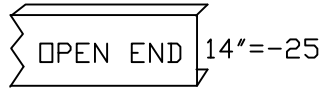


FQ-0010-\_\_



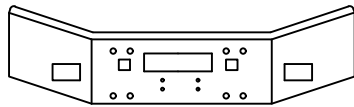
FQ-0000-\_\_

AVAILABLE STYLES (see page III for more styles)

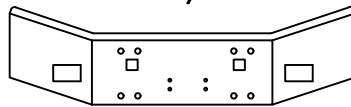


Bumpers shown below are for MOUNTING and OPTIONS. To select a style use the two digit outside shape shown above as the last two digits of the part number

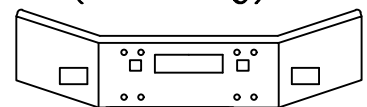
1986-2003 T800 CONV. W/7" break-back (90" long)



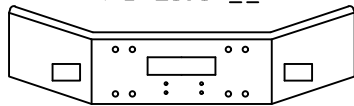
FG-2191-\_\_



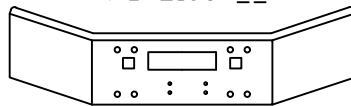
FG-2190-\_\_



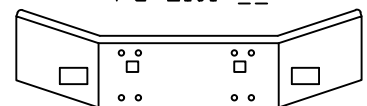
FG-2101-\_\_



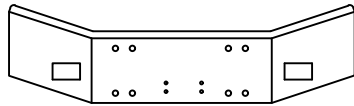
FG-2091-\_\_



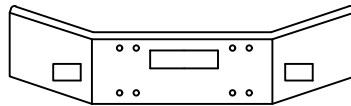
FG-0191-\_\_



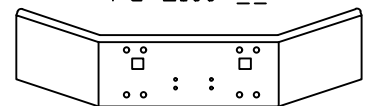
FG-2100-\_\_



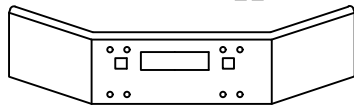
FG-2090-\_\_



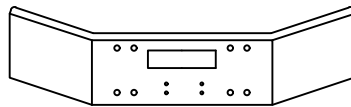
FG-2001-\_\_



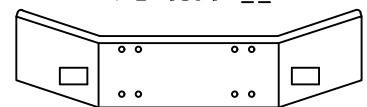
FG-0190-\_\_



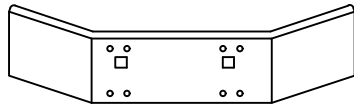
FG-0101-\_\_



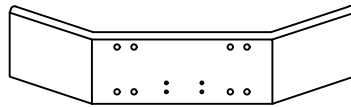
FG-0091-\_\_



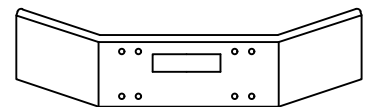
FG-2000-\_\_



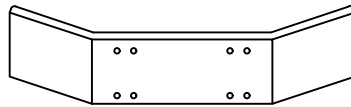
FG-0100-\_\_



FG-0090-\_\_

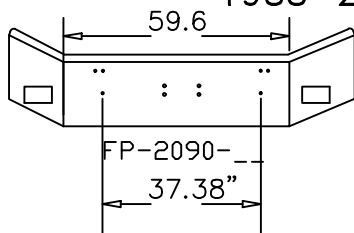


FG-0001-\_\_




FG-0000-\_\_

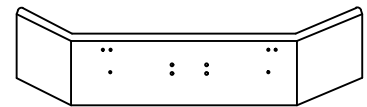
1988-2005 T800 Widenose W/9" break-back




FP-2090-\_\_



FP-2000-\_\_



FP-0090-\_\_

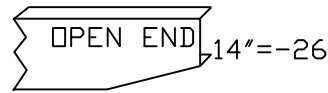
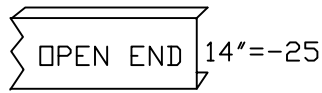


FP-0000-\_\_

**NO WARRANTY on break-backs over 18"**

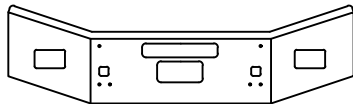


AVAILABLE STYLES (see page III for more styles)

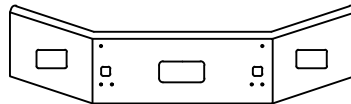


Bumpers shown below are for MOUNTING and OPTIONS. To select a style use the two digit outside shape shown above as the last two digits of the part number


## 2004 AND NEWER T800B, T880



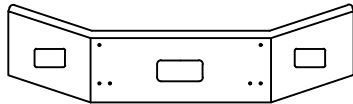
FN-2111-\_\_



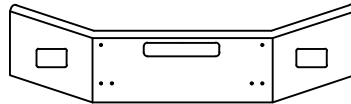
FN-2110-\_\_



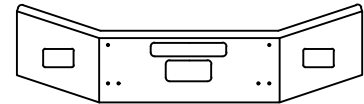
FN-2100-\_\_



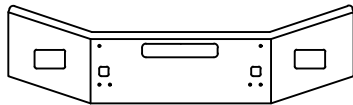
FN-2010-\_\_




FN-2001-\_\_



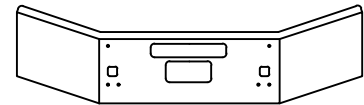
FN-2011-\_\_



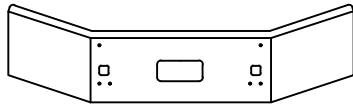
FN-2101-\_\_



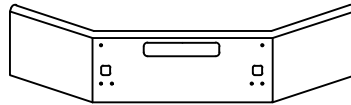
FN-2000-\_\_



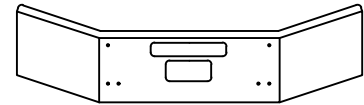
FN-0111-\_\_



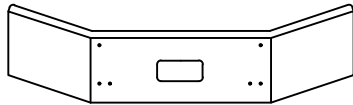
FN-0110-\_\_



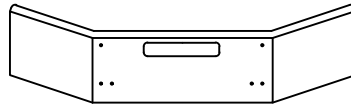
FN-0101-\_\_




FN-0011-\_\_




FN-0010-\_\_



FN-0001-\_\_



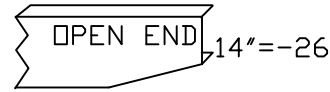
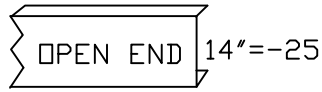
FN-0100-\_\_



FN-0000-\_\_

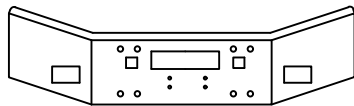
**NO WARRANTY on break-backs over 18"**

AVAILABLE STYLES (see page III for more styles)

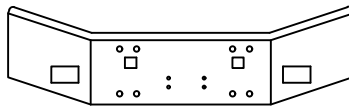


Bumpers shown below are for MOUNTING and OPTIONS. To select a style use the two digit outside shape shown above as the last two digits of the part number

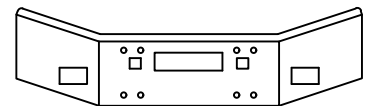
1994 AND NEWER T450B W/7½" break-back(82½" long)



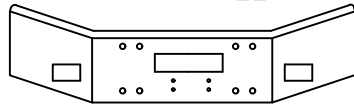
FK-2191-\_\_



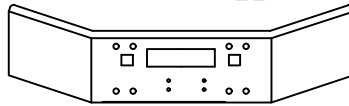
FK-2190-\_\_



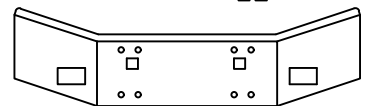
FK-2101-\_\_



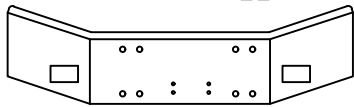
FK-2091-\_\_



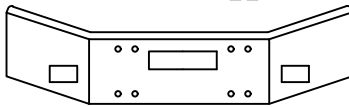
FK-0191-\_\_



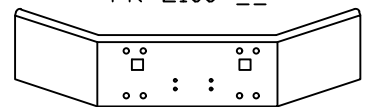
FK-2100-\_\_



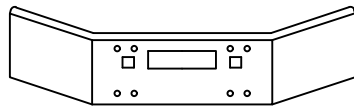
FK-2090-\_\_



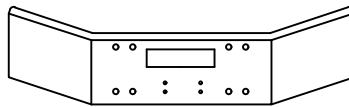
FK-2001-\_\_



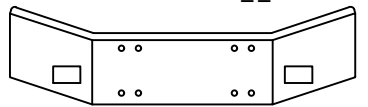
FK-0190-\_\_



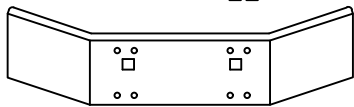
FK-0101-\_\_



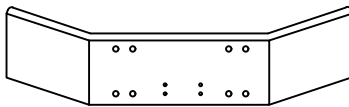
FK-0091-\_\_



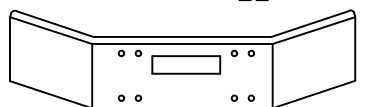
FK-2000-\_\_



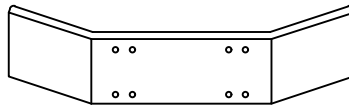
FK-0100-\_\_



FK-0090-\_\_



FK-0001-\_\_



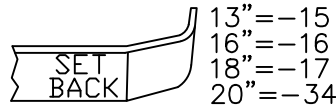
FK-0000-\_\_

**NO WARRANTY on break-backs over 18"**



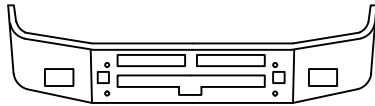


## AVAILABLE STYLES (see page III for more styles)

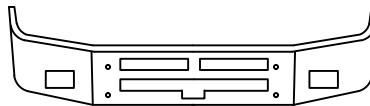


Bumpers shown below are for MOUNTING and OPTIONS. To select a style use the two digit outside shape shown above as the last two digits of the part number

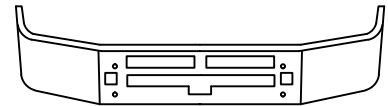
### 1987 AND NEWER T600 SET BACK AXLE (Spacers Included)



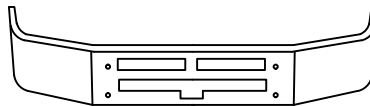
FH-2011-\_\_



FH-2001-\_\_

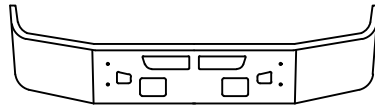


FH-0011-\_\_

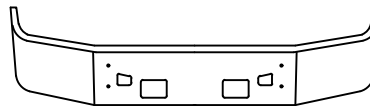


FH-0001-\_\_

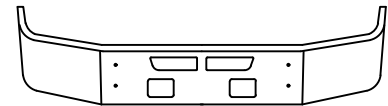
### T660 SET BACK AXLE (brackets included)



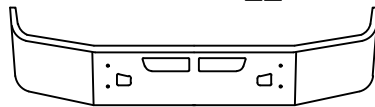
FR-2011-\_\_



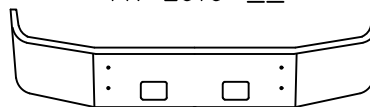
FR-2010-\_\_




FR-2001-\_\_



FR-0011-\_\_




FR-2000-\_\_



FR-0010-\_\_




FR-0001-\_\_



FR-0000-\_\_

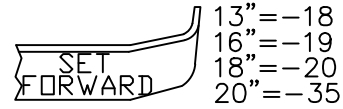
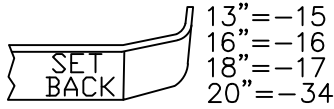
(USE 5 INSTEAD OF 2 FOR FACTORY LIGHT HOLES)



FR-5010-\_\_

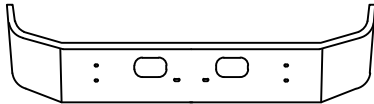
**NO WARRANTY on break-backs over 18"**

AVAILABLE STYLES (see page III for more styles)



Bumpers shown below are for MOUNTING and OPTIONS. To select a style use the two digit outside shape shown above as the last two digits of the part number

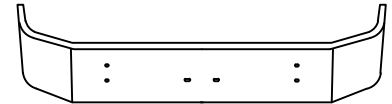
**T300 SET FORWARD AXLE**



FL-0010-\_\_

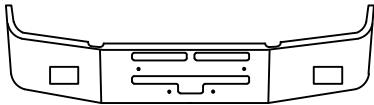


END VIEW

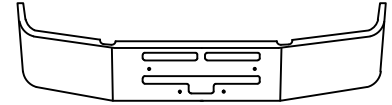


FL-0000-\_\_

**T400 SET BACK AXLE**

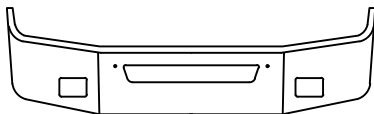


FM-2001-\_\_

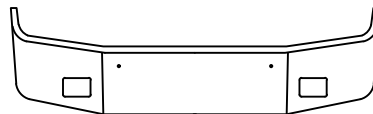


FM-0001-\_\_

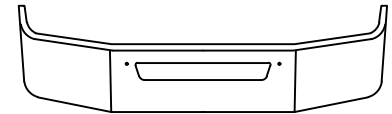
**T270, T370 SET BACK AXLE (brackets included)**  
(available in 16" -16 only)




FS-2010-\_\_



FS-2000-\_\_

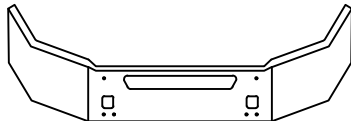


FS-0010-\_\_

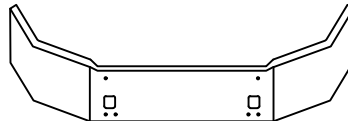


FS-0000-\_\_

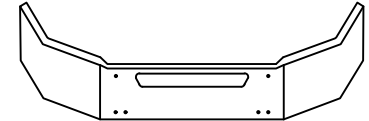
**T440 KENWORTH SET BACK AXLE (Gullwing)**



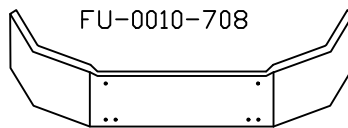
FU-0011-708



FU-0010-708



FU-0001-708




FU-0000-708

**NO WARRANTY on break-backs over 18"**



AVAILABLE STYLES (see page III for more styles)




Bumpers shown below are for MOUNTING and OPTIONS. To select a style use the two digit outside shape shown above as the last two digits of the part number

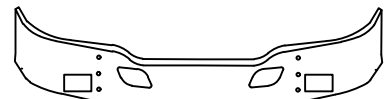
## T680 SET BACK AXLE (Gullwing)



FV-2210-\_\_\_



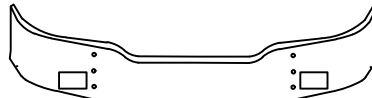
FV-2200-\_\_\_



FV-2010-\_\_\_



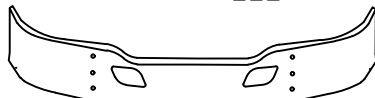
FV-0210-\_\_\_



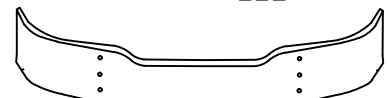
FV-2000-\_\_\_



FV-0200-\_\_\_






FV-0010-\_\_\_



FV-0000-\_\_\_

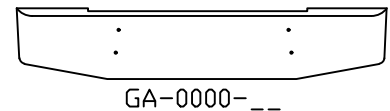
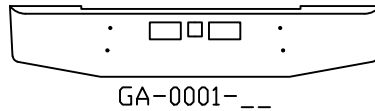
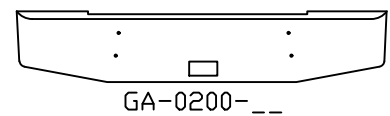
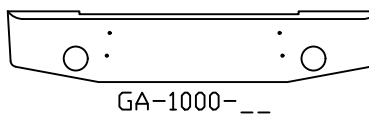
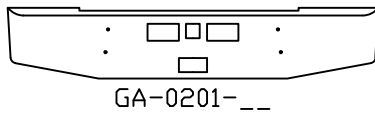
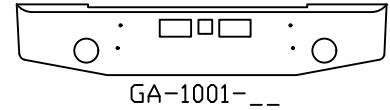
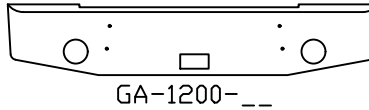
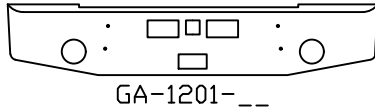
**NO WARRANTY on break-backs over 18"**

## AVAILABLE STYLES (see page III for more styles)

 <p>TAPERED</p>	12"=-01	 <p>BOXED END</p>	12"=-09	 <p>ROLLED END SQUARE</p>	12"=-04
	16"=-02		16"=-10		16"=-05
	18"=-03		18"=-11		18"=-06
	20"=-31		20"=-51		20"=-41
	22"=-32		22"=-52		22"=-42

Bumpers shown below are for MOUNTING and OPTIONS. To select a style use the two digit outside shape shown above as the last two digits of the part number.

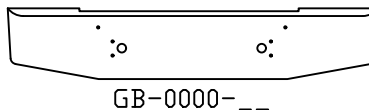
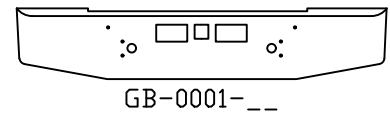
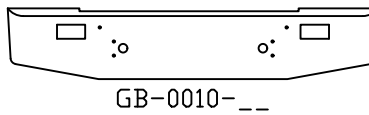
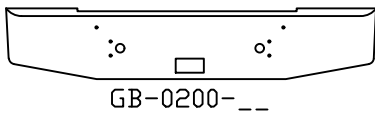
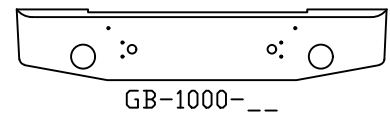
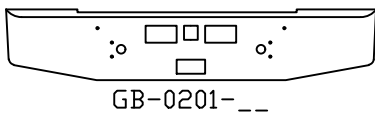
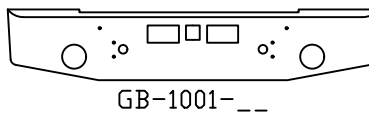
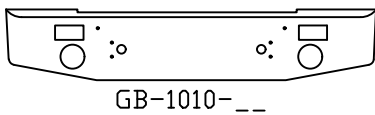
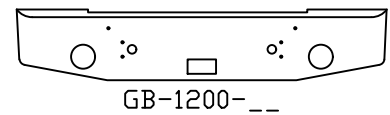
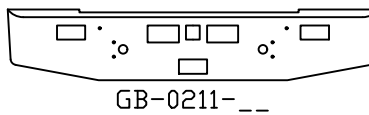
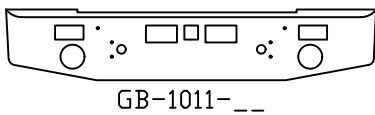
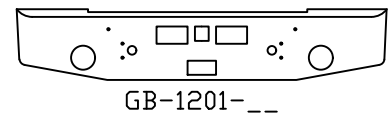
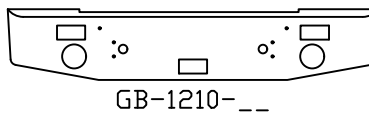
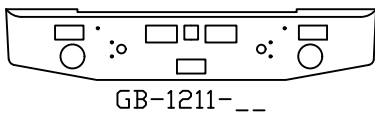
### R, RL, F, FL, FS






### SUPERLINER CONV., CRUISELINER COE

(Not available in 12" width)

(Superliner not available in Gullwing -07)



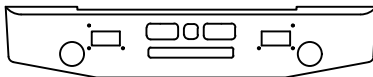
## AVAILABLE STYLES (see page III for more styles)

 <p>TAPERED</p>	12"=-01	 <p>BOXED END</p>	12"=-09	 <p>ROLLED END SQUARE</p>	12"=-04
	16"=-02		16"=-10		16"=-05
	18"=-03		18"=-11		18"=-06
	20"=-31		20"=-51		20"=-41
	22"=-32		22"=-52		22"=-42


Bumpers shown below are for MOUNTING and OPTIONS. To select a style use the two digit outside shape shown above as the last two digits of the part number.

### R-600, R-700

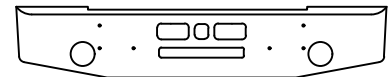
(Add -GG to the end of the part # for grill guard holes)



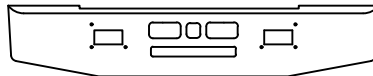
GC-1011-\_\_




GC-1010-\_\_



GC-1001-\_\_



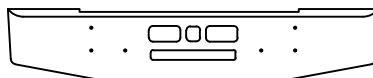
GC-0011-\_\_



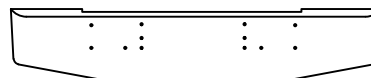
GC-1000-\_\_



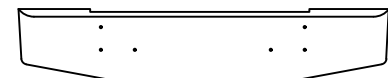
GC-0010-\_\_



GC-0001-\_\_

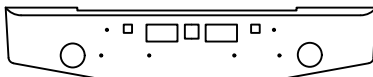


GC-0000-02-GG




GC-0000-\_\_

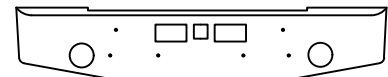
### F-600



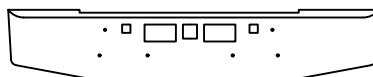
GD-1011-\_\_



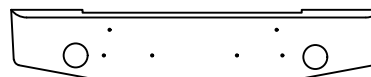
GD-1010-\_\_



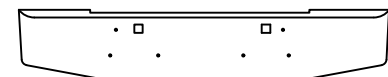
GD-1001-\_\_



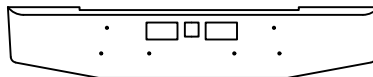
GD-0011-\_\_



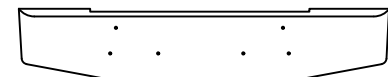
GD-1000-\_\_



GD-0010-\_\_






GD-0001-\_\_



GD-0000-\_\_



## AVAILABLE STYLES (see page III for more styles)


 <p>TAPERED</p>	12"=-01	 <p>BOXED END</p>	12"=-09	 <p>ROLLED END SQUARE</p>	12"=-04
	16"=-02		16"=-10		16"=-05
	18"=-03		18"=-11		18"=-06
	20"=-31		20"=-51		20"=-41
	22"=-32		22"=-52		22"=-42

Bumpers shown below are for MOUNTING and OPTIONS. To select a style use the two digit outside shape shown above as the last two digits of the part number.

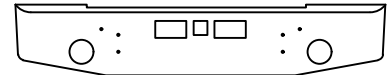
### VALUELINER, WESTCOAST



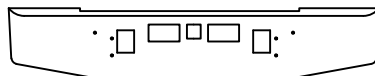
GE-1011-\_\_




GE-1010-\_\_



GE-1001-\_\_



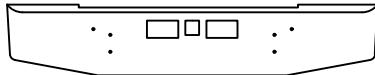
GE-0011-\_\_



GE-1000-\_\_



GE-0010-\_\_

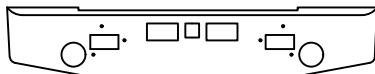


GE-0001-\_\_




GE-0000-\_\_

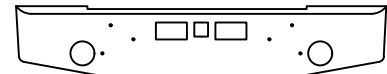
### F-700, INTERSTATE



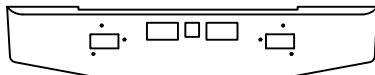
GF-1011-\_\_




GF-1010-\_\_



GF-1001-\_\_



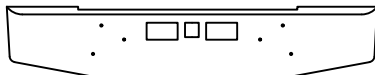
GF-0011-\_\_



GF-1000-\_\_



GF-0010-\_\_



GF-0001-\_\_



GF-0000-\_\_



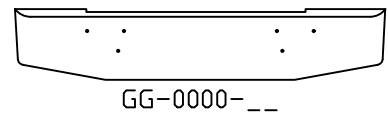
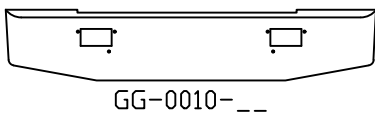
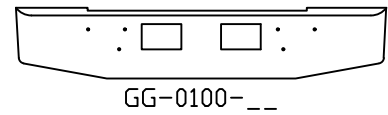
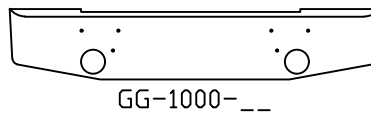
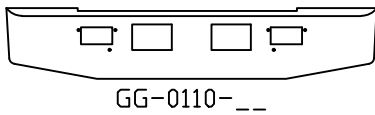
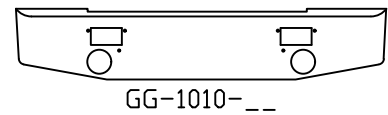
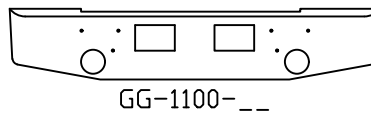
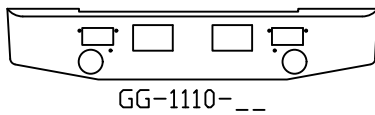


## AVAILABLE STYLES (see page III for more styles)

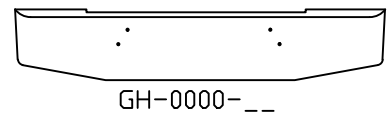
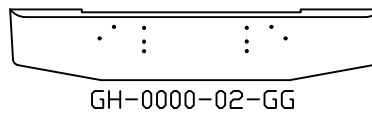
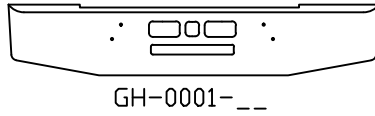
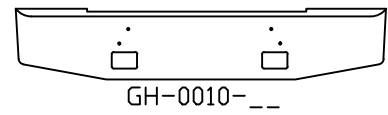
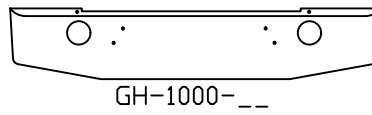
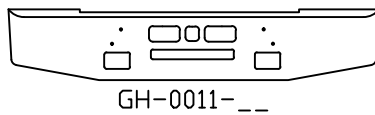
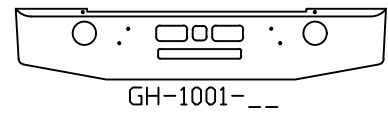
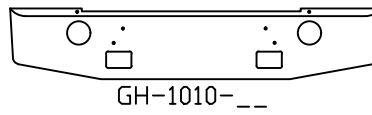
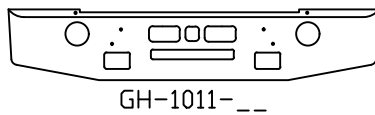
 TAPERED	12"=-01	 BOXED END	12"=-09	 ROLLED END SQUARE	12"=-04
	16"=-02		16"=-10		16"=-05
	18"=-03		18"=-11		18"=-06
	20"=-31		20"=-51		20"=-41
	22"=-32		22"=-52		22"=-42

Bumpers shown below are for MOUNTING and OPTIONS. To select a style use the two digit outside shape shown above as the last two digits of the part number.

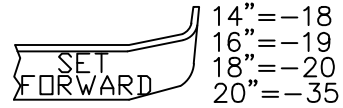
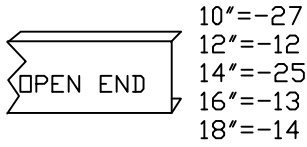
### 1986-1987 MH COE, SUPERLINER II, RW613 CONV. (Not available in 12" width)



### 1989 WESTERN CONTRACTOR CONV., RD688, RD690 (Add -GG to the end of the part # for grill guard holes) (Not available in 12" width)

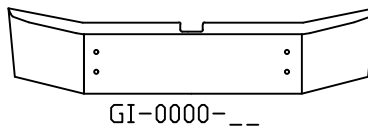
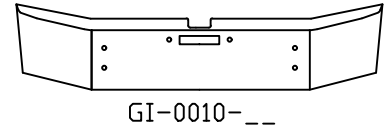
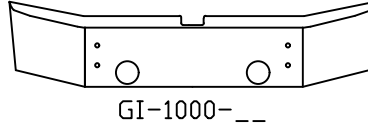
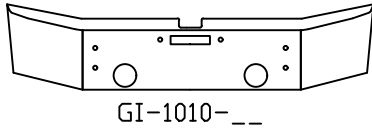


## AVAILABLE STYLES (see page III for more styles)

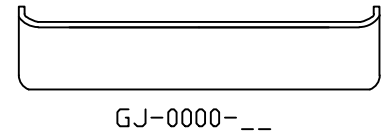
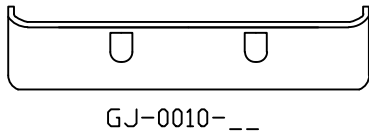
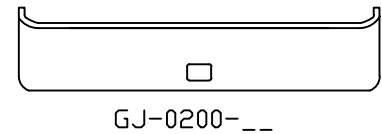
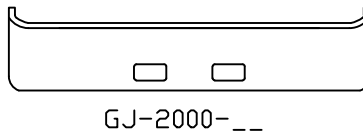
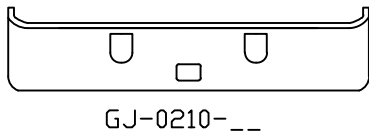
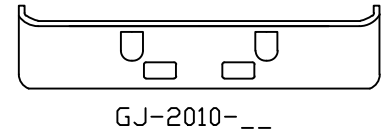
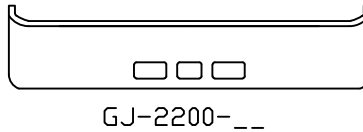
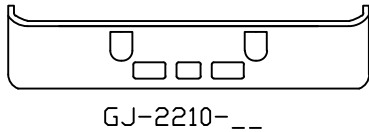


Bumpers shown below are for MOUNTING and OPTIONS. To select a style use the two digit outside shape shown above as the last two digits of the part number.

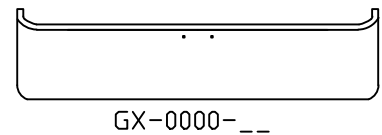
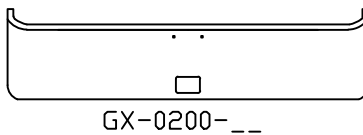
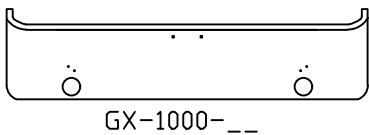
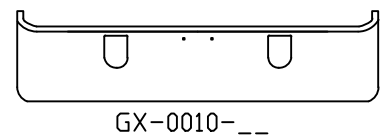
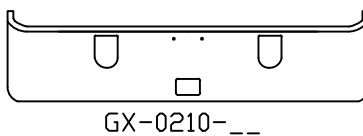
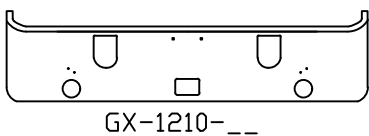
### LOGGER W/6" break-back (not available in 10"-27)



### 1994-2004 CH SET FORWARD AXLE (BRACKETS BOLTED IN)



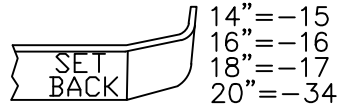
### 2005-2007 CHU, CHN 613 SET FORWARD (not available in 14"-18) (BRACKETS NOT INCLUDED)



**NO WARRANTY on break-backs over 18"**

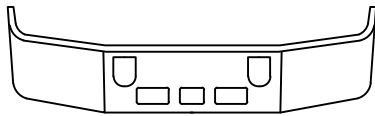


## AVAILABLE STYLES (see page III for more styles)

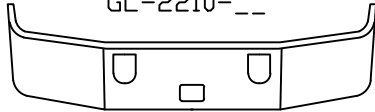


Bumpers shown below are for MOUNTING and OPTIONS. To select a style use the two digit outside shape shown above as the last two digits of the part number.

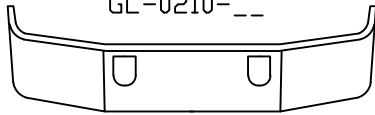
### AIR DAM AVAILABLE FOR MOST MODELS (see page 57) 1994-2004 CH 613, SBA SET BACK AXLE (BRACKETS BOLTED IN)



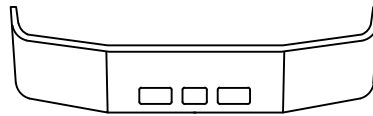
GL-2210-\_\_



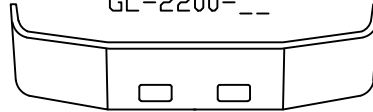
GL-0210-\_\_



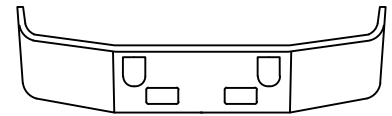
GL-0010-\_\_



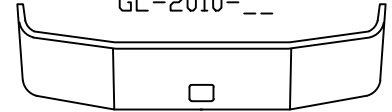
GL-2200-\_\_



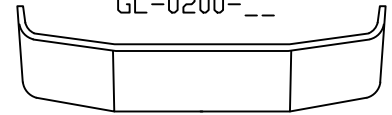
GL-2000-\_\_



GL-2010-\_\_

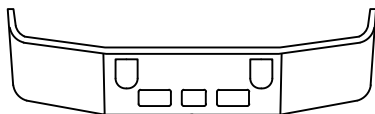


GL-0200-\_\_

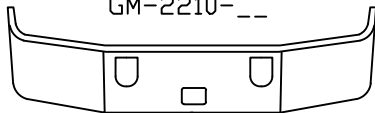


GL-0000-\_\_

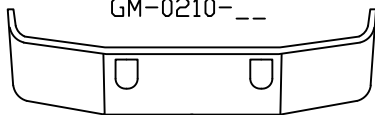
### PRIOR TO 1994 CH 613 SET BACK AXLE (BRACKETS BOLTED IN)



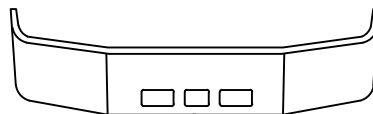
GM-2210-\_\_



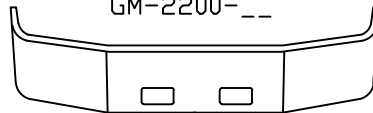
GM-0210-\_\_



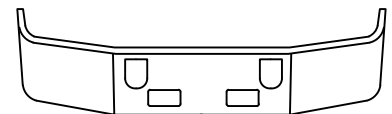
GM-0010-\_\_



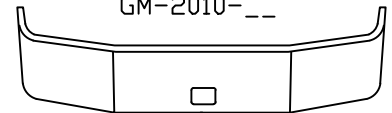
GM-2200-\_\_



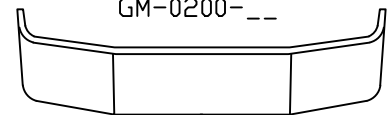
GM-2000-\_\_



GM-2010-\_\_



GM-0200-\_\_



GM-0000-\_\_

**NO WARRANTY on break-backs over 18"**


AVAILABLE STYLES (see page III for more styles)



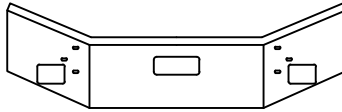
- 10"=-27
- 12"=-12
- 14"=-25
- 16"=-13
- 18"=-14

Bumpers shown below are for MOUNTING and OPTIONS. To select a style use the two digit outside shape shown above as the last two digits of the part number.


1994-2003 CL W/10½" break-back




GN-2010-\_\_



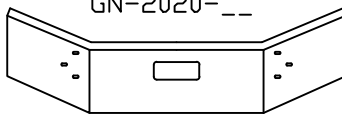
GN-2020-\_\_



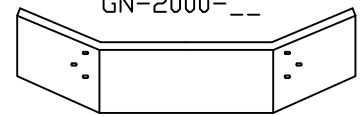
GN-2000-\_\_



GN-0010-\_\_

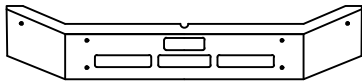


GN-0020-\_\_

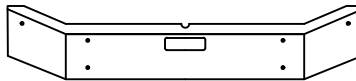


GN-0000-\_\_

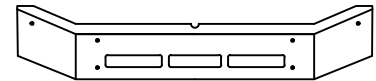
MR, MD SERIES W/7" break-back



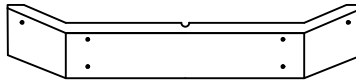
GP-0011-\_\_



GP-0010-\_\_




GP-0001-\_\_



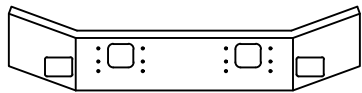
GP-0000-\_\_

RD688, RD690 W/6" break-back

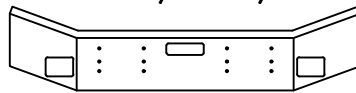


GQ-0000-\_\_

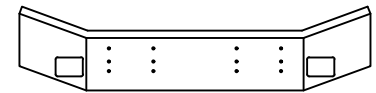
GRANITE CTP713 W/6-1/2" break-back



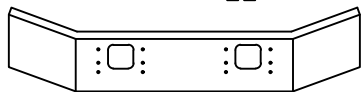
GZ-2010-\_\_



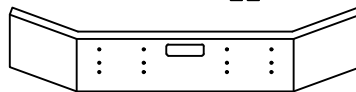
GZ-2020-\_\_



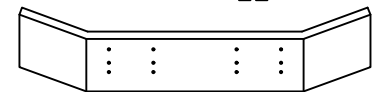
GZ-2000-\_\_



GZ-0010-\_\_



GZ-0020-\_\_



GZ-0000-\_\_

**NO WARRANTY on break-backs over 18"**

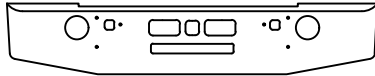


## AVAILABLE STYLES (see page III for more styles)


 TAPERED	12"=-01	 OPEN END	10"=-27	 BOXED END	12"=-09	 ROLLED END SQUARE	12"=-04
	16"=-02		12"=-12		16"=-10		16"=-05
	18"=-03		14"=-25		18"=-11		18"=-06
	20"=-31		16"=-13		20"=-51		20"=-41
	22"=-32		18"=-14		22"=-52		22"=-42

Bumpers shown below are for MOUNTING and OPTIONS. To select a style use the two digit outside shape shown above as the last two digits of the part number.

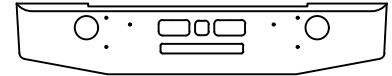
### PRIOR TO 1976 R600



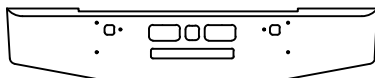
GR-1011-\_\_




GR-1010-\_\_




GR-1001-\_\_



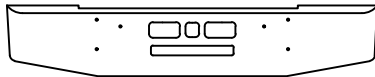
GR-0011-\_\_



GR-1000-\_\_



GR-0010-\_\_




GR-0001-\_\_




GR-0000-\_\_

### RD SET BACK AXLE W/OPEN ENDS W/6" break-back

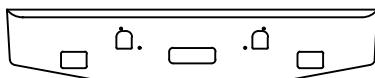


GS-0010-\_\_

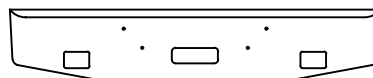


GS-0000-\_\_


### 2003 AND NEWER GRANITE, BRIDGE, FORMULA



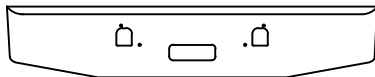
GT-2210-\_\_




GT-2200-\_\_



GT-2010-\_\_




GT-0210-\_\_




GT-2000-\_\_



GT-0200-\_\_



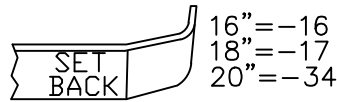
GT-0010-\_\_



GT-0000-\_\_

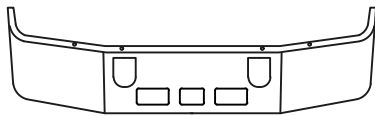
**NO WARRANTY on break-backs over 18"**

AVAILABLE STYLES (see page III for more styles)

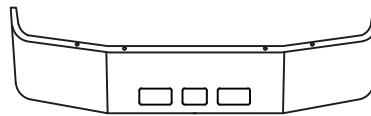


Bumpers shown below are for MOUNTING and OPTIONS. To select a style use the two digit outside shape shown above as the last two digits of the part number.

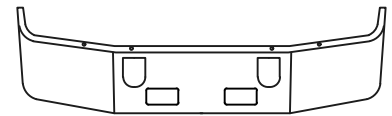
2001-2004 CX613, VISION  
(Brackets Included, not available less than 16")



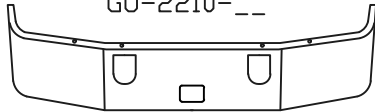
GU-2210-\_\_



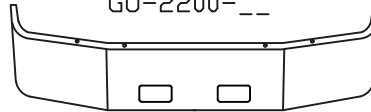
GU-2200-\_\_



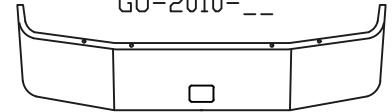
GU-2010-\_\_



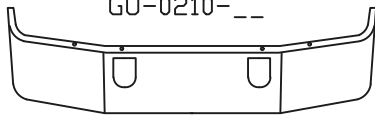
GU-0210-\_\_



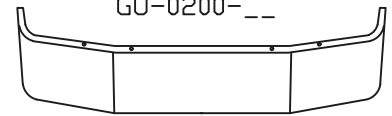
GU-2000-\_\_



GU-0200-\_\_

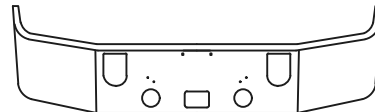


GU-0010-\_\_

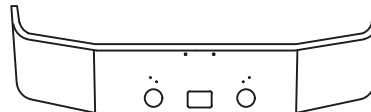


GU-0000-\_\_

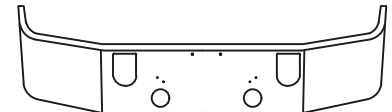
2005 AND NEWER CXN613  
2007 AND NEWER CXP613  
(Brackets Included, not available less than 16")



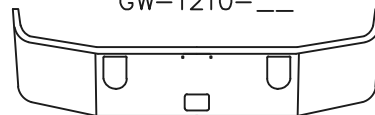
GW-1210-\_\_



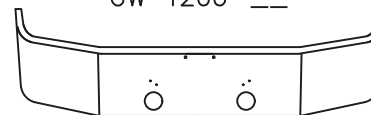
GW-1200-\_\_



GW-1010-\_\_



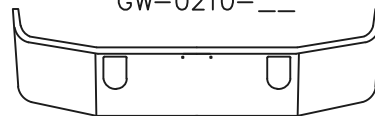
GW-0210-\_\_




GW-1000-\_\_



GW-0200-\_\_



GW-0010-\_\_



GW-0000-\_\_

## AVAILABLE STYLES (see page III for more styles)



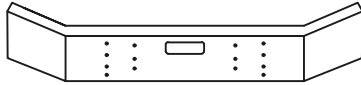
12"=-12  
14"=-25  
16"=-13  
18"=-14




16"=-16  
18"=-17  
20"=-34

Bumpers shown below are for MOUNTING and OPTIONS. To select a style use the two digit outside shape shown above as the last two digits of the part number.

### RD688DM W/6" break-back



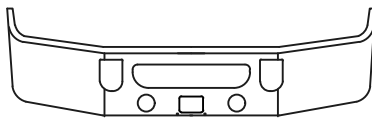
GV-0010-\_\_



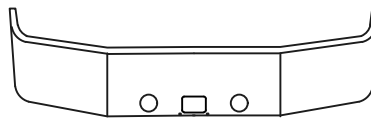
GV-0000-\_\_

### 2008-2013 CXU 613 SET BACK AXLE (not available less than 16")

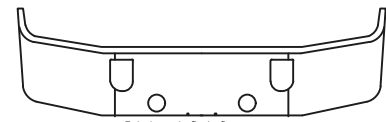
(GY0116BK brackets required for Urethane replacement only)



GY-1211-\_\_



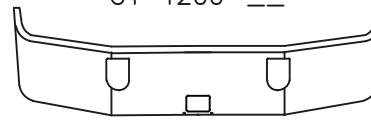
GY-1200-\_\_



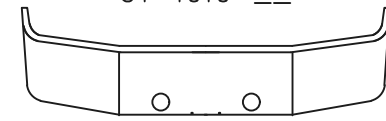
GY-1010-\_\_



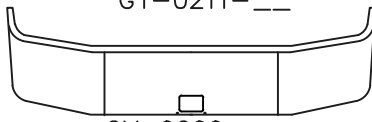
GY-0211-\_\_



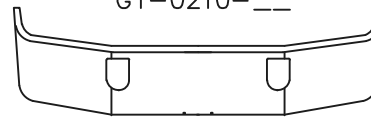
GY-0210-\_\_




GY-1000-\_\_



GY-0200-\_\_



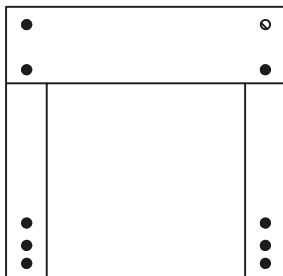
GY-0010-\_\_




GY-0000-\_\_

### GRILL GUARDS

FITS VCP PART NUMBERS GC, GH, GS, GV



AC-GCGG






AC-GCGG-FLAMES

**NO WARRANTY on break-backs over 18"**

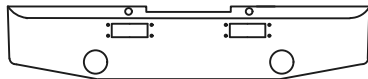


## AVAILABLE STYLES (see page III for more styles)

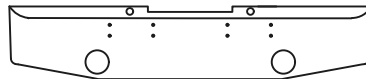
 <p>TAPERED</p>	12"=-01	 <p>BOXED END</p>	12"=-09	 <p>ROLLED END SQUARE</p>	12"=-04
	16"=-02		16"=-10		16"=-05
	18"=-03		18"=-11		18"=-06
	20"=-31		20"=-51		20"=-41
	22"=-32		22"=-52		22"=-42

Bumpers shown below are for MOUNTING and OPTIONS. To select a style use the two digit outside shape shown above as the last two digits of the part number.

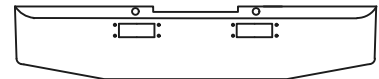
### 1967-1986 CONV. 359, 1967-1980 COE 352



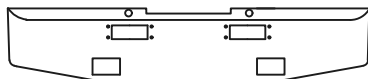
HA-1010-\_\_



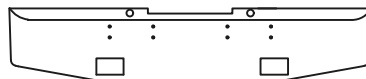
HA-1000-\_\_



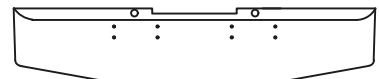
HA-0010-\_\_



HA-2010-\_\_

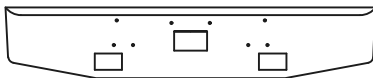


HA-2000-\_\_




HA-0000-\_\_

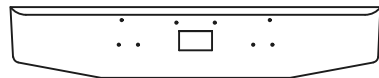
### 1987-2006 CONV. 378, 379



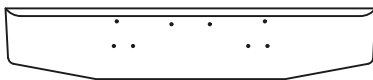
HC-2010-\_\_




HC-2000-\_\_



HC-0010-\_\_

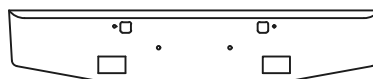


HC-0020-\_\_

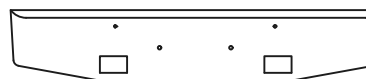


HC-0000-\_\_

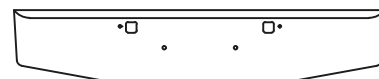
### 2007 AND NEWER CONV. 365, 367, 388, 389



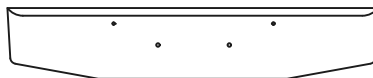
HV-2010-\_\_



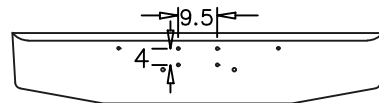
HV-2000-\_\_



HV-0010-\_\_

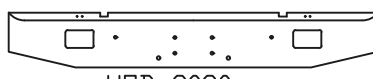


HV-0000-\_\_

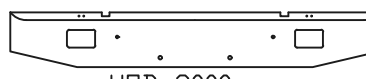


HV-0090-\_\_

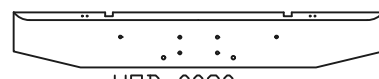
### 2010-NEWER CONV. 388 (Shown in 12"-01 width)



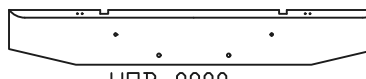
HOB-2090-\_\_



HOB-2000-\_\_






HOB-0090-\_\_



HOB-0000-\_\_

## AVAILABLE STYLES (see page III for more styles)

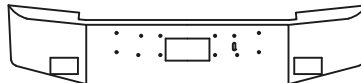
 <p>TAPERED</p>	12"=-01	 <p>BOXED END</p>	12"=-09	 <p>ROLLED END SQUARE</p>	12"=-04
	16"=-02		16"=-10		16"=-05
	18"=-03		18"=-11		18"=-06
	20"=-31		20"=-51		20"=-41
	22"=-32		22"=-52		22"=-42

Bumpers shown below are for MOUNTING and OPTIONS. To select a style use the two digit outside shape shown above as the last two digits of the part number.

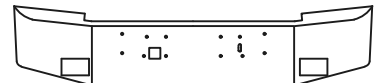
### 1987 AND NEWER CONV. 375 W/2" break-back (check HI pattern before ordering)



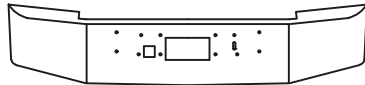
HD-2011-\_\_



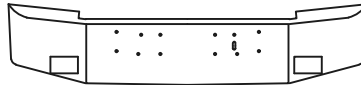
HD-2010-\_\_



HD-2001-\_\_



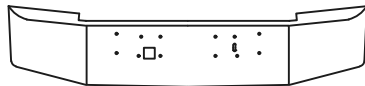
HD-0011-\_\_



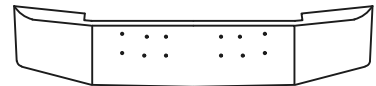
HD-2000-\_\_



HD-0010-\_\_

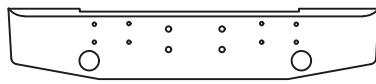


HD-0001-\_\_




HD-0000-\_\_

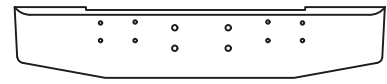
### PRIOR TO 1987 LOGGER




HE-1090-\_\_



HE-1000-\_\_

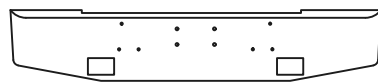


HE-0090-\_\_

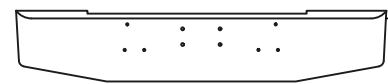


HE-0000-\_\_

### 1987 AND NEWER LOGGER

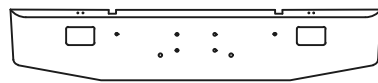


HF-2090-\_\_

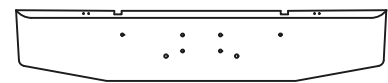


HF-0090-\_\_

### 2010-2014 388



HOB-2090-\_\_



HOB-0090-\_\_

## AVAILABLE STYLES (see page III for more styles)



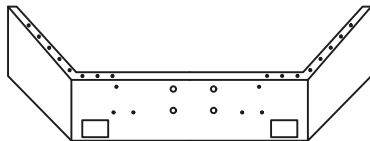
10"=-27  
12"=-12  
14"=-25  
16"=-13  
18"=-14



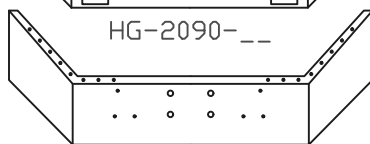
12"=-15  
16"=-16  
18"=-17  
20"=-34

Bumpers shown below are for MOUNTING and OPTIONS. To select a style use the two digit outside shape shown above as the last two digits of the part number.

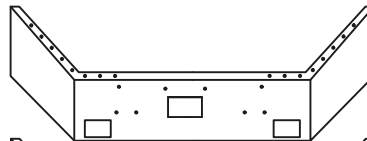
### 357 LOGGER W/19" break-back w/open ends 378 SET BACK AXLE(diamond plate available on request)



HG-2090-\_\_



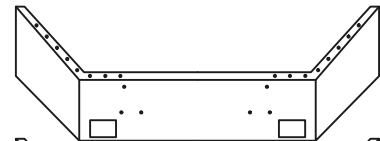
HG-0090-\_\_



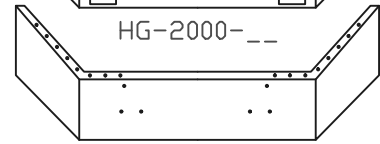
HG-2010-\_\_



HG-0010-\_\_



HG-2000-\_\_



HG-0000-\_\_

### TOP PLATES FOR HG BUMPER (specify Valley or Factory)



HG-VP-\_\_

VALLEY PLATES

HG-\_\_-AD  
(alum. diamond)

HG-\_\_-CS  
(chrome)

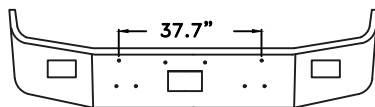
HG-\_\_-SS  
(stainless)



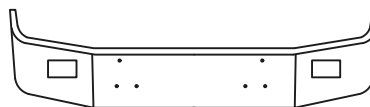
HG-FP-\_\_

FACTORY PLATES

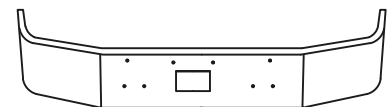
### 1987-1996 CONV. 377, PRIOR TO 1991 377AE SET BACK AXLE (brackets included, check HN pattern before ordering)




HH-2010-\_\_



HH-2000-\_\_

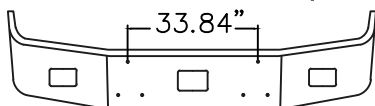


HH-0010-\_\_

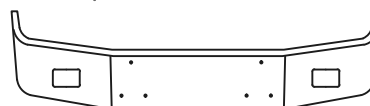


HH-0000-\_\_

### 1997 377AE SET BACK AXLE (brackets included) (check HH pattern before ordering)



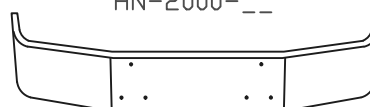
HN-2010-\_\_



HN-2000-\_\_





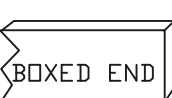

HN-0010-\_\_



HN-0000-\_\_

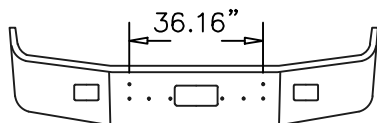
**NO WARRANTY on break-backs over 18"**

## AVAILABLE STYLES (see page III for more styles)

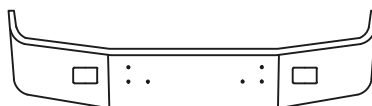
 <p>TAPERED</p>	12"=-01	 <p>SET FORWARD</p>	13"=-18	 <p>BOXED END</p>	12"=-09	 <p>ROLLED END SQUARE</p>	12"=-04
	16"=-02		16"=-19		16"=-10		16"=-05
	18"=-03		18"=-20		18"=-11		18"=-06
	20"=-31		20"=-35		20"=-51		20"=-41
	22"=-32				22"=-52		22"=-42

Bumpers shown below are for MOUNTING and OPTIONS. To select a style use the two digit outside shape shown above as the last two digits of the part number.

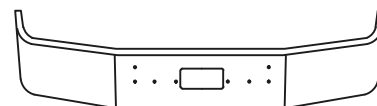
### PRIOR TO 1991 CONV. 377 SET FORWARD



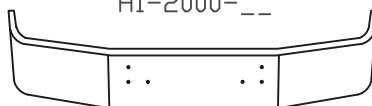
HI-2010-\_\_



HI-2000-\_\_

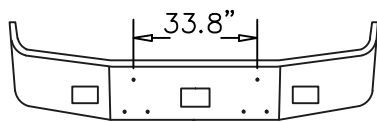


HI-0010-\_\_

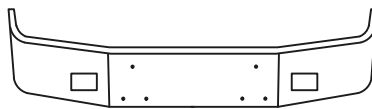


HI-0000-\_\_

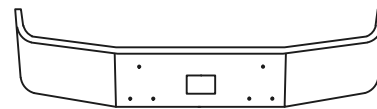
### 1991 AND NEWER CONV. 377AE, 375 SET FORWARD AXLE



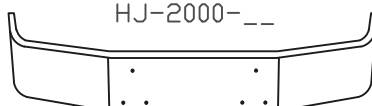
HJ-2010-\_\_



HJ-2000-\_\_



HJ-0010-\_\_




HJ-0000-\_\_

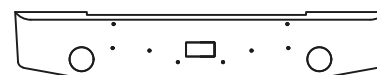
### 1981 AND NEWER 362 COE (Not available in 12" width)



HK-1110-\_\_




HK-1100-\_\_



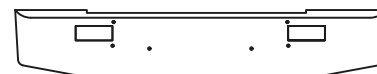
HK-1010-\_\_



HK-0110-\_\_



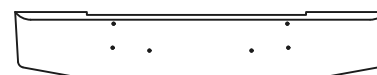
HK-1000-\_\_



HK-0100-\_\_




HK-0010-\_\_

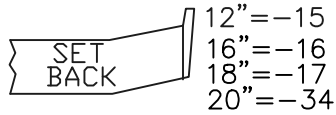


HK-0000-\_\_

**NO WARRANTY on break-backs over 18"**

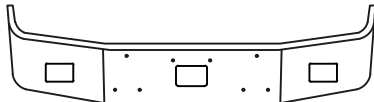


## AVAILABLE STYLES (see page III for more styles)

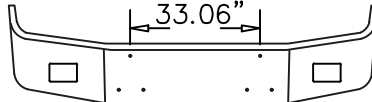


Bumpers shown below are for MOUNTING and OPTIONS. To select a style use the two digit outside shape shown above as the last two digits of the part number.

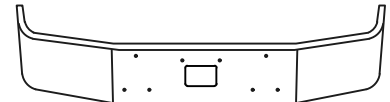
### 385 CONVENTIONAL SET BACK AXLE 112" BBC



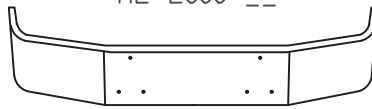
HL-2010-\_\_



HL-2000-\_\_

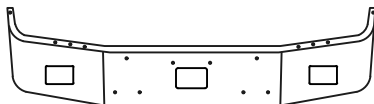


HL-0010-\_\_

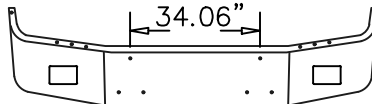


HL-0000-\_\_

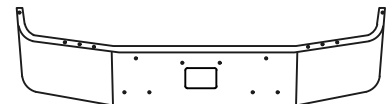
### 385 CONVENTIONAL SET BACK AXLE 120" BBC




HY-2010-\_\_



HY-2000-\_\_

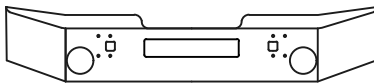


HY-0010-\_\_

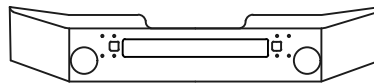


HY-0000-\_\_

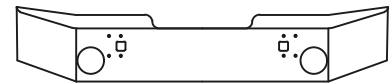
### 320 COE (available in 14"-25 only)



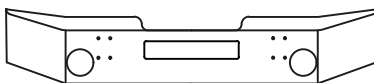
HM-1011-\_\_



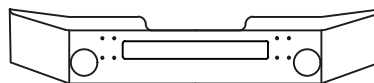
HM-1012-\_\_



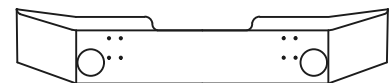
HM-1010-\_\_



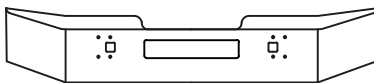
HM-1001-\_\_



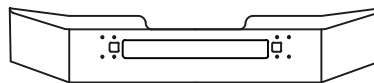
HM-1002-\_\_




HM-1000-\_\_



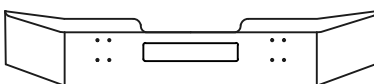
HM-0011-\_\_



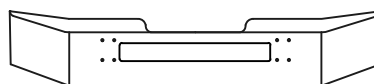
HM-0012-\_\_



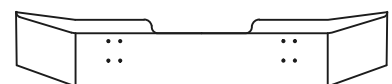
HM-0010-\_\_



HM-0001-\_\_



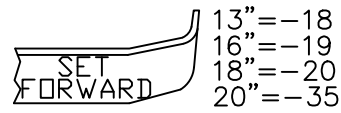
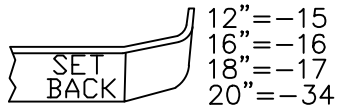
HM-0002-\_\_



HM-0000-\_\_

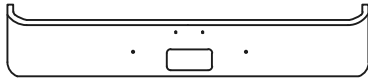
**NO WARRANTY on break-backs over 18"**

## AVAILABLE STYLES (see page III for more styles)

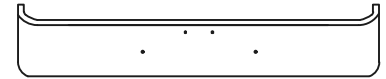


Bumpers shown below are for MOUNTING and OPTIONS. To select a style use the two digit outside shape shown above as the last two digits of the part number.

### 1997 - 2005 330 SET FORWARD AXLE (90 °Top flange only)

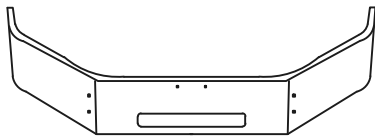


HP-0010-\_\_

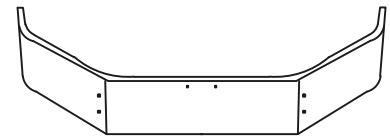


HP-0000-\_\_

### 2006 AND NEWER PB 335 SET BACK AXLE (brackets included)



HT-0010-\_\_



HT-0000-\_\_

### 2007 AND NEWER 367 (brackets not included)



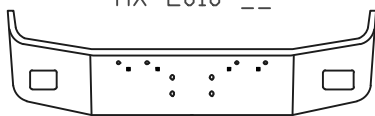
HX-2010-\_\_



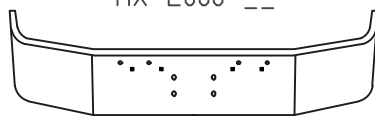
HX-2000-\_\_



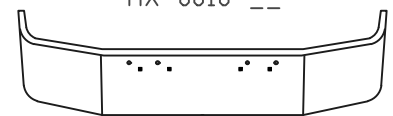
HX-0010-\_\_



HX-2090-\_\_



HX-0090-\_\_



HX-0000-\_\_

### TOP PLATES FOR HX BUMPER (fits Valley & Factory bumper)



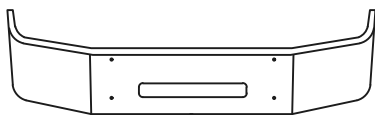
HX-VP-\_\_

HX-VP-AD  
<alum. diamond>

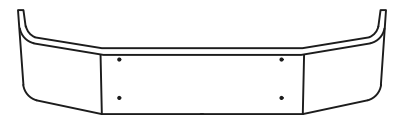
HX-VP-CS  
<chrome>

HX-VP-SS  
<stainless>

### 2015 337 SET FORWARD AXLE (brackets included)



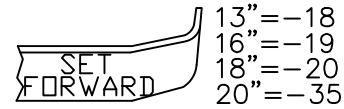
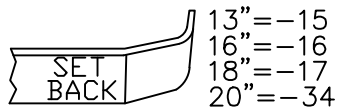
HOC-0010-\_\_



HOC-0000-\_\_

**NO WARRANTY on break-backs over 18"**

## AVAILABLE STYLES (see page III for more styles)



Bumpers shown below are for MOUNTING and OPTIONS. To select a style use the two digit outside shape shown above as the last two digits of the part number.

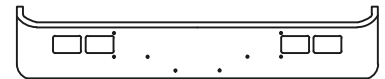
### 362E SET FORWARD AXLE



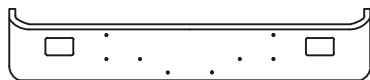
HQ-2210-\_\_



HQ-2200-\_\_



HQ-2010-\_\_



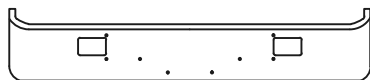
HQ-2000-\_\_



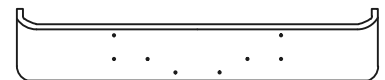
HQ-0210-\_\_



HQ-0200-\_\_

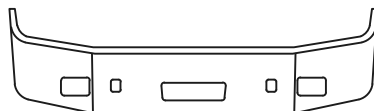


HQ-0010-\_\_

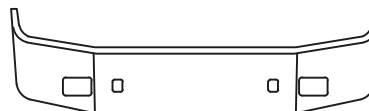


HQ-0000-\_\_

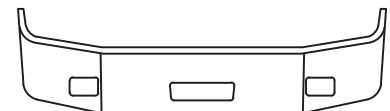
### 2008 AND NEWER 384 SET BACK AXLE (brackets not included) (Fits factory air dam)



HW-2011-\_\_




HW-2010-\_\_




HW-2001-\_\_



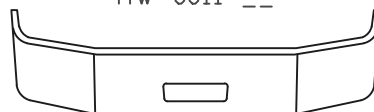
HW-0011-\_\_




HW-2000-\_\_



HW-0010-\_\_

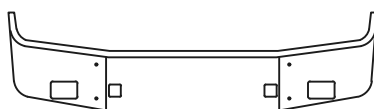


HW-0001-\_\_

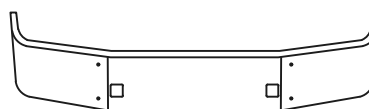


HW-0000-\_\_

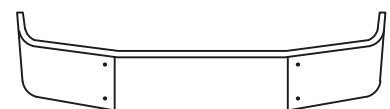
### 2006-2012 386 SET BACK AXLE (brackets included) (standard width 16" Not available in less than 16" width)



HU-2010-\_\_



HU-0010-\_\_



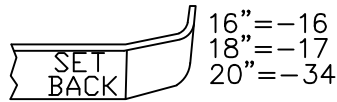
HU-0000-\_\_

**NO WARRANTY on break-backs over 18"**





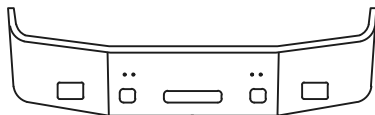
## AVAILABLE STYLES (see page III for more styles)



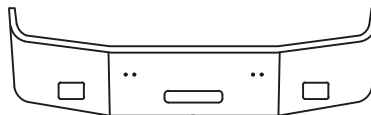
Bumpers shown below are for MOUNTING and OPTIONS. To select a style use the two digit outside shape shown above as the last two digits of the part number.

### 1999-2001 387 SET BACK AXLE (brackets included)

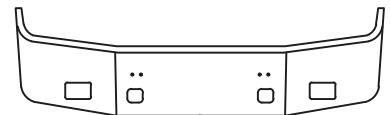
(standard width 16" Not available in less than 16" width)



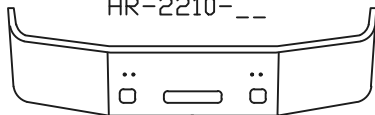
HR-2210-\_\_



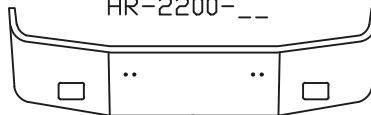
HR-2200-\_\_



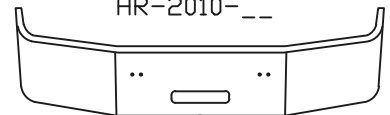
HR-2010-\_\_



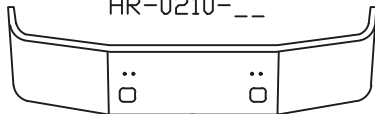
HR-0210-\_\_




HR-2000-\_\_



HR-0200-\_\_



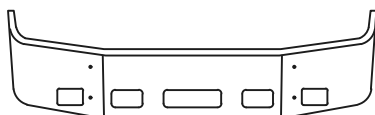
HR-0010-\_\_



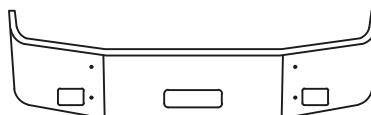
HR-0000-\_\_

### 2002-2010 387 SET BACK AXLE (brackets included)

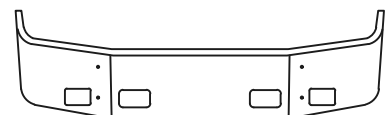
(standard width 16" Not available in less than 16" width)



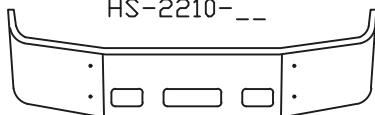
HS-2210-\_\_



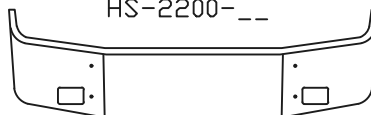
HS-2200-\_\_



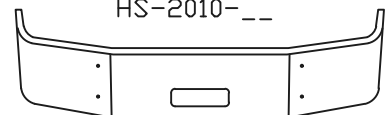
HS-2010-\_\_



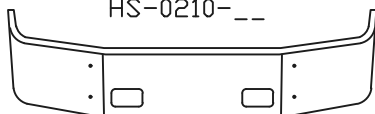
HS-0210-\_\_



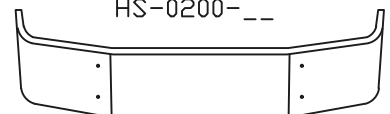
HS-2000-\_\_



HS-0200-\_\_




HS-0010-\_\_



HS-0000-\_\_

**NO WARRANTY on break-backs over 18"**

## AVAILABLE STYLES (see page III for more styles)



16"=-16Y  
18"=-17Y  
20"=-34Y

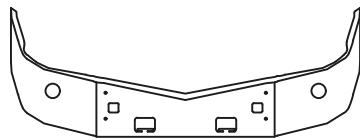


16"=-16  
18"=-17  
20"=-34

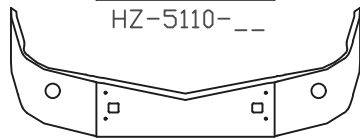
Bumpers shown below are for MOUNTING and OPTIONS. To select a style use the two digit outside shape shown above as the last two digits of the part number.

### 579 SET BACK AXLE (Chrome Replacement)

Available with square or factory round lights (brackets included)



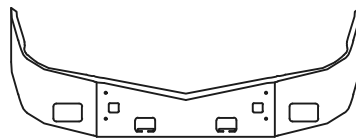
HZ-5110-\_\_



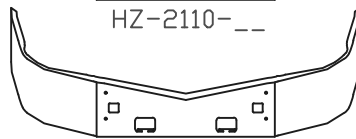
HZ-5010-\_\_



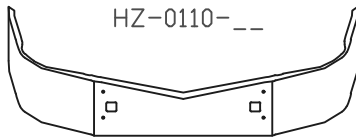
HZ-0100-\_\_



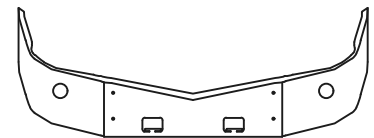
HZ-2110-\_\_



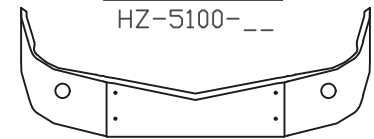
HZ-0110-\_\_



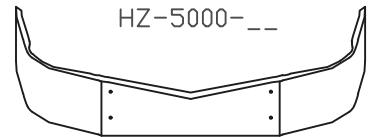
HZ-0010-\_\_



HZ-5100-\_\_



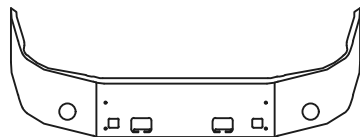
HZ-5000-\_\_



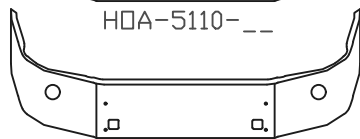
HZ-0000-\_\_

### 587 SET BACK AXLE (Chrome Replacement)

Available with square or factory round lights (brackets included)



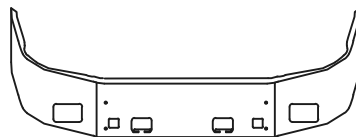
HOA-5110-\_\_



HOA-5010-\_\_



HOA-0100-\_\_



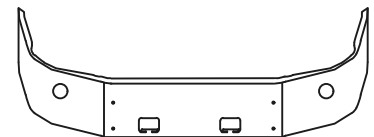
HOA-2110-\_\_



HOA-0110-\_\_



HOA-0010-\_\_



HOA-5100-\_\_

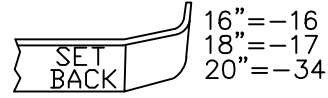


HOA-5000-\_\_



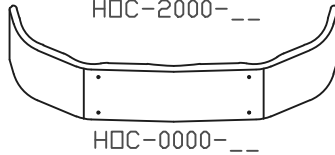
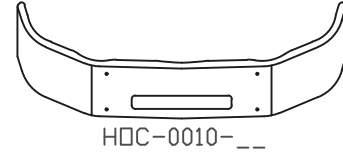
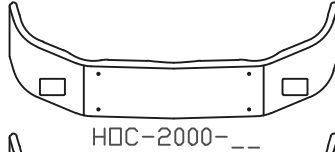
HOA-0000-\_\_

## AVAILABLE STYLES (see page III for more styles)

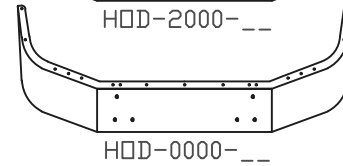
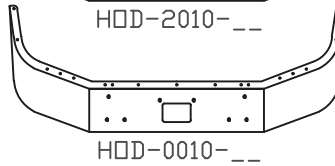
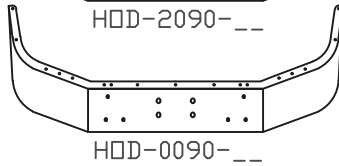
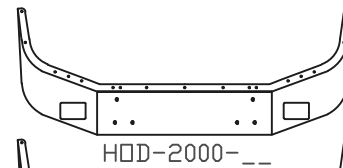
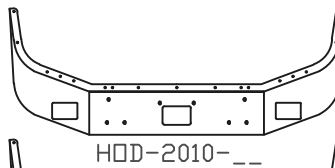
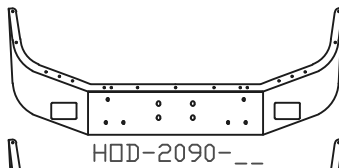


Bumpers shown below are for MOUNTING and OPTIONS. To select a style use the two digit outside shape shown above as the last two digits of the part number.




### 2015 AND NEWER 337 SET FORWARD AXLE



### 2005 AND NEWER 357, 378 SET BACK AXLE (Chrome Replacement)

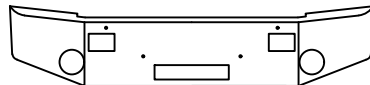


## AVAILABLE STYLES (see page III for more styles)


 <p>TAPERED</p>	12"=-01	 <p>BOXED END</p>	12"=-09	 <p>ROLLED END SQUARE</p>	12"=-04
	16"=-02		16"=-10		16"=-05
	18"=-03		18"=-11		18"=-06
	20"=-31		20"=-51		20"=-41
	22"=-32		22"=-52		22"=-42

Bumpers shown below are for MOUNTING and OPTIONS. To select a style use the two digit outside shape shown above as the last two digits of the part number.

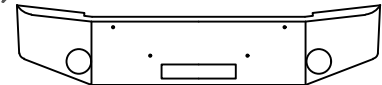
### COE WESTERN STAR W/2" break-back (not available in 12" width)



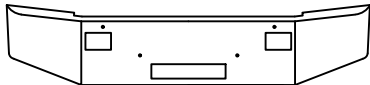
IA-1110-\_\_




IA-1100-\_\_



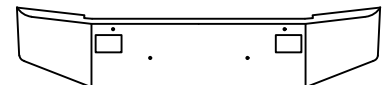
IA-1010-\_\_



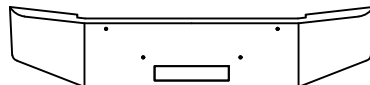
IA-0110-\_\_



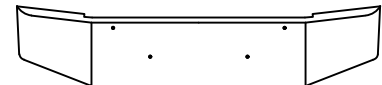
IA-1000-\_\_



IA-0100-\_\_

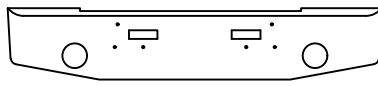


IA-0010-\_\_

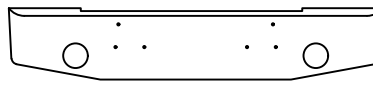


IA-0000-\_\_

### CONV. WESTERN STAR



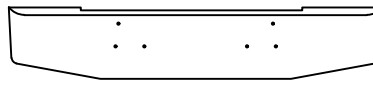
IB-1010-\_\_



IB-1000-\_\_

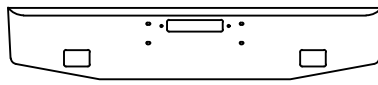


IB-0010-\_\_

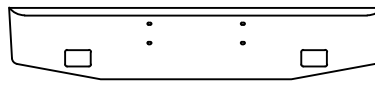


IB-0000-\_\_

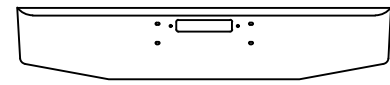
### 1989 AND NEWER CONV. WESTERN STAR, 4964 CONSTELLATION, HERITAGE



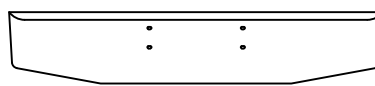
IC-2010-\_\_



IC-2000-\_\_

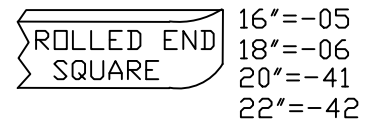
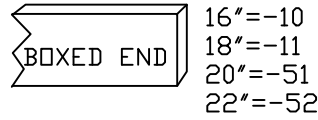
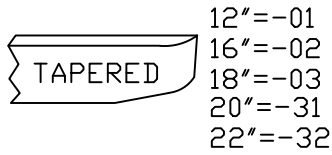


IC-0010-\_\_



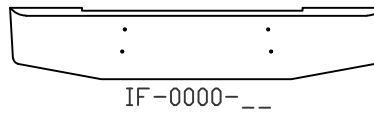
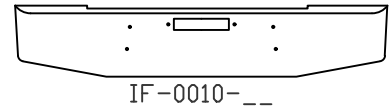
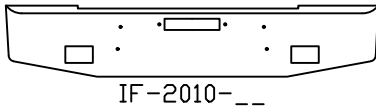
IC-0000-\_\_

## AVAILABLE STYLES (see page III for more styles)

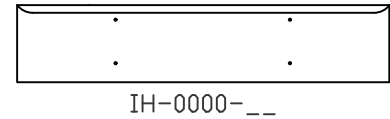
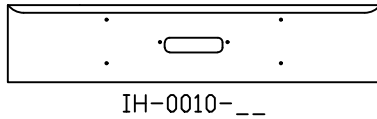
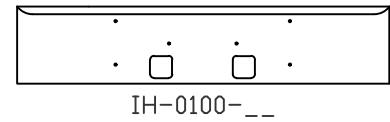
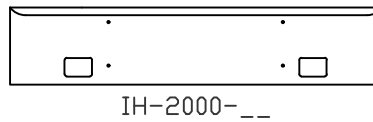
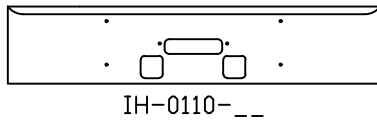
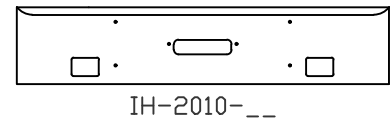
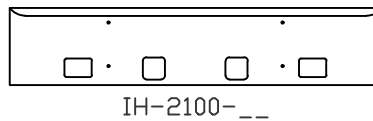
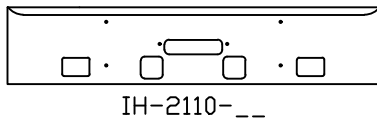


Bumpers shown below are for MOUNTING and OPTIONS. To select a style use the two digit outside shape shown above as the last two digits of the part number.

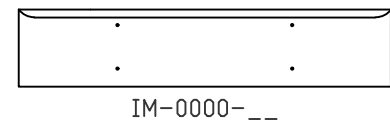
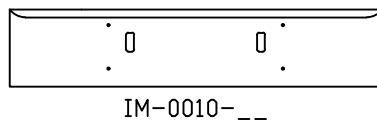
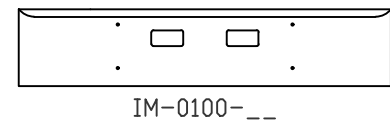
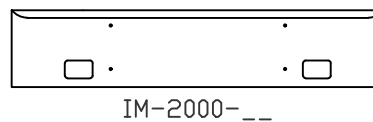
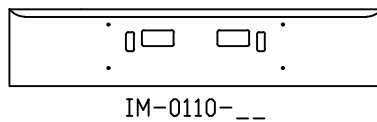

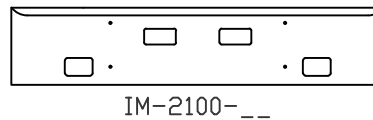
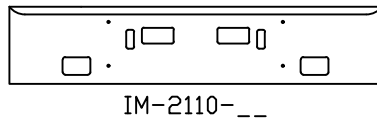
### 1985-1988 WESTERN STAR



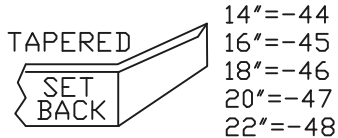
### 2008 AND NEWER 4900EX



### 2013 AND NEWER 4700SF

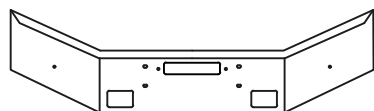


AVAILABLE STYLES (see page III for more styles)

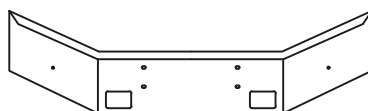


Bumpers shown below are for MOUNTING and OPTIONS. To select a style use the two digit outside shape shown above as the last two digits of the part number.

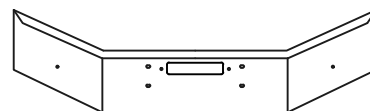
2007 AND OLDER 4900SA



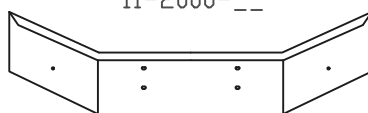
II-2010-\_\_



II-2000-\_\_

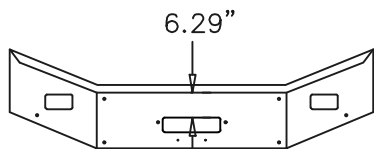


II-0010-\_\_

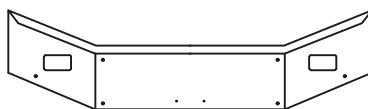


II-0000-\_\_

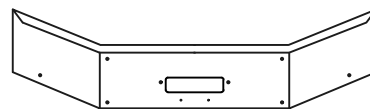
2008 AND NEWER 4900SA



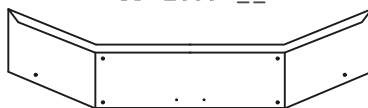
IJ-2010-\_\_



IJ-2000-\_\_

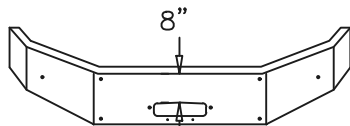


IJ-0010-\_\_

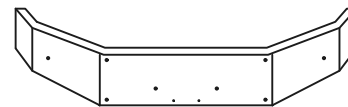


IJ-0000-\_\_

2008-2009 4964FX (CHECK CENTER HOLE LOCATION)

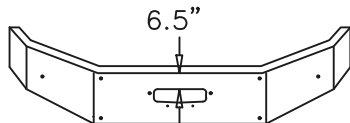


IK-0010-\_\_

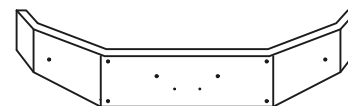


IK-0000-\_\_

2008-2009 4964FX (CHECK CENTER HOLE LOCATION)



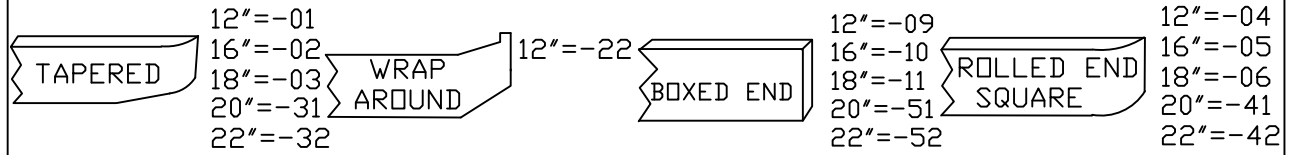
IL-0010-\_\_



IL-0000-\_\_

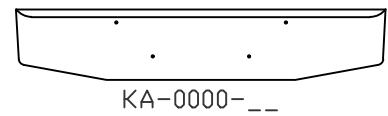
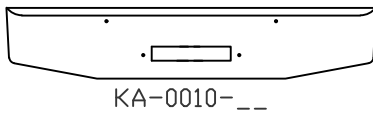
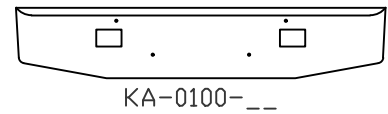
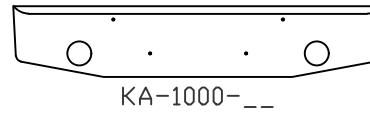
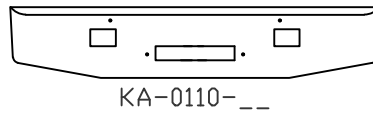
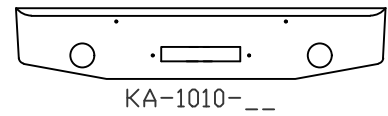
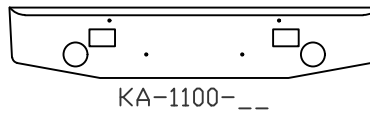
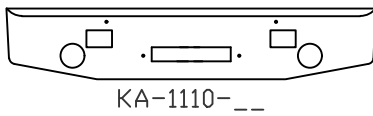


## AVAILABLE STYLES (see page III for more styles)

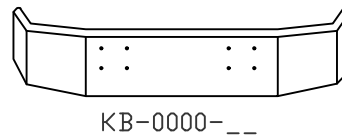
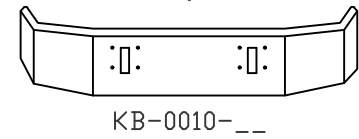
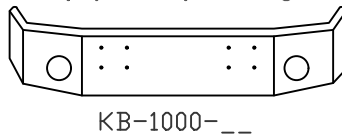
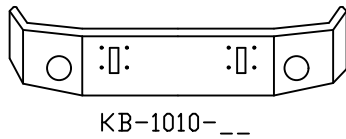


Bumpers shown below are for MOUNTING and OPTIONS. To select a style use the two digit outside shape shown above as the last two digits of the part number.

### ROAD BOSS 2, ROAD COMMANDER 2 (not available in 12" width)



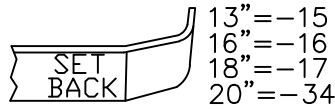
### COE EXPEDITOR 2 (specify length 88" or 93.75")



**NO WARRANTY on break-backs over 18"**




## AVAILABLE STYLES (see page III for more styles)




Bumpers shown below are for MOUNTING and OPTIONS. To select a style use the two digit outside shape shown above as the last two digits of the part number.

### 1988-1997 WA, WIA MODEL SET BACK AXLE (brackets included)

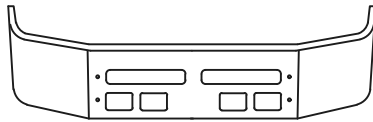


LA-0010-\_\_

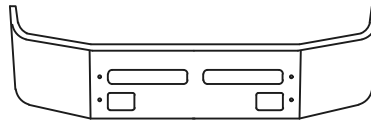


LA-0000-\_\_

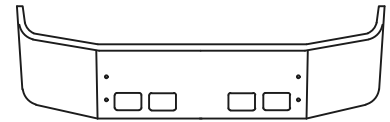
### VNL610, VNL660, VNL770, SET BACK AXLE (brackets included)



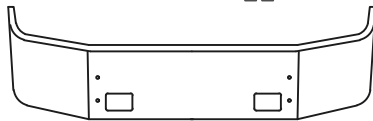
LB-4010-\_\_



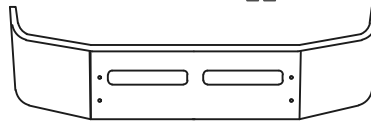
LB-2010-\_\_




LB-4000-\_\_



LB-2000-\_\_

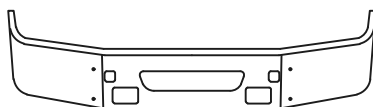


LB-0010-\_\_

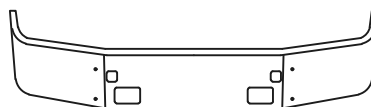


LB-0000-\_\_

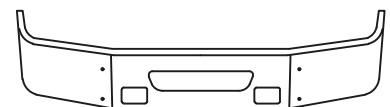
### 2004 - 2012 VNL64T 630, 670, 780 SET BACK AXLE



LH-2011-\_\_



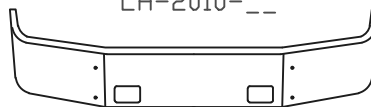
LH-2010-\_\_



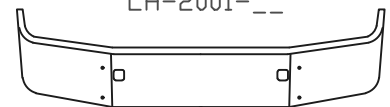
LH-2001-\_\_



LH-0011-\_\_




LH-2000-\_\_



LH-0010-\_\_

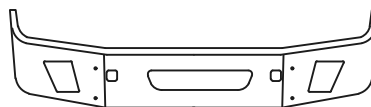


LH-0001-\_\_



LH-0000-\_\_

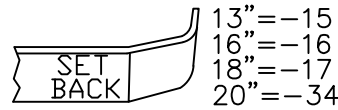
(USE 5 INSTEAD OF 2 FOR FACTORY LIGHT HOLES)



LH-5011-\_\_

**NO WARRANTY on break-backs over 18"**

## AVAILABLE STYLES (see page III for more styles)




Bumpers shown below are for MOUNTING and OPTIONS. To select a style use the two digit outside shape shown above as the last two digits of the part number.

### 1998-2003 VNM42T, VNM64T SET BACK AXLE (brackets included)



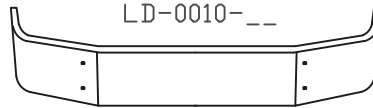
LD-0011-\_\_



LD-0010-\_\_




LD-0001-\_\_




LD-0000-\_\_


### 2004 AND NEWER VNM SET BACK AXLE (direct mount) (must be -16 for fog light option)




LG-0011-\_\_



LG-0010-\_\_



LG-0001-\_\_




LG-0000-\_\_

### VNL42T, VNL64T SET BACK AXLE (brackets included)




LE-2011-\_\_




LE-2010-\_\_




LE-2001-\_\_




LE-0011-\_\_




LE-2000-\_\_



LE-0010-\_\_



LE-0001-\_\_



LE-0000-\_\_

**NO WARRANTY on break-backs over 18"**

## AVAILABLE STYLES (see page III for more styles)



16"=-02  
18"=-03  
20"=-31  
22"=-32



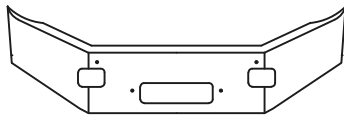
12"=-04  
16"=-05  
18"=-06  
20"=-41  
22"=-42

12 12" OPEN END  
25 14" OPEN END  
13 16" OPEN END  
14 18" OPEN END  
61 20" OPEN END  
62 22" OPEN END  
63 24" OPEN END

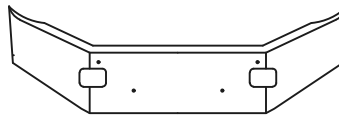


Bumpers shown below are for MOUNTING and OPTIONS. To select a style use the two digit outside shape shown above as the last two digits of the part number.

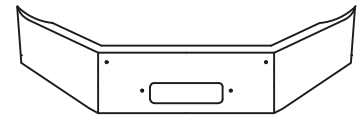
### VOLVO WHITE SET BACK AXLE W/12" break-back (not available in 12" width)



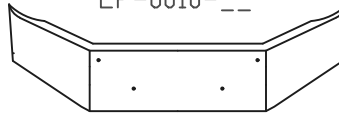
LF-0011-\_\_



LF-0010-\_\_



LF-0001-\_\_




LF-0000-\_\_

### 1995 WG MODEL SET BACK AXLE (brackets included) (will not work on day cabs)

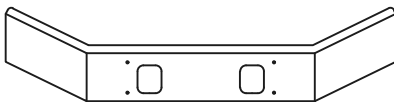


LC-0010-\_\_




LC-0000-\_\_

### 1996 AND NEWER WG MODEL DAY CAB SET FORWARD AXLE

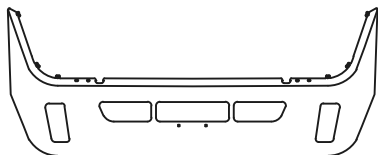


LK-0010-\_\_

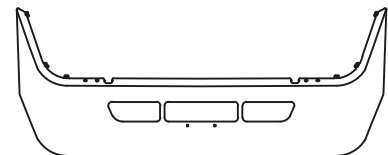


LK-0000-\_\_

### 2006-2008 830 MODEL SET BACK AXLE (brackets included) (not available in widths under 18")



LI-5010-\_\_

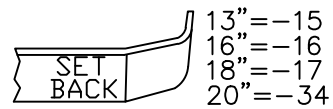
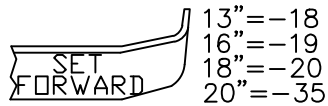


LI-0010-\_\_

**NO WARRANTY on break-backs over 18"**

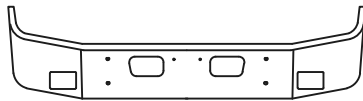


## AVAILABLE STYLES (see page III for more styles)

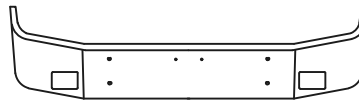


Bumpers shown below are for MOUNTING and OPTIONS. To select a style use the two digit outside shape shown above as the last two digits of the part number.

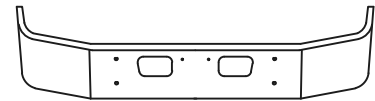
### 2005 LT7501 SET FORWARD AXLE



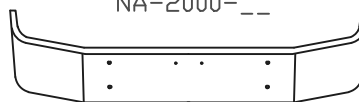
NA-2010-\_\_



NA-2000-\_\_

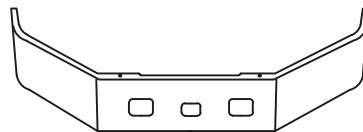


NA-0010-\_\_

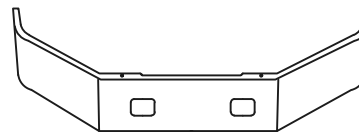


NA-0000-\_\_

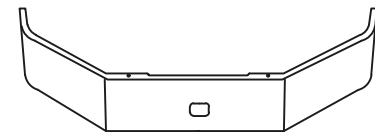
### 2004 - 2007 ACTERRA SET FORWARD AXLE



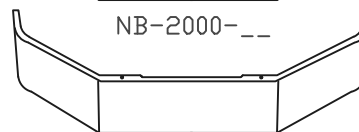
NB-2200-\_\_



NB-2000-\_\_




NB-0200-\_\_

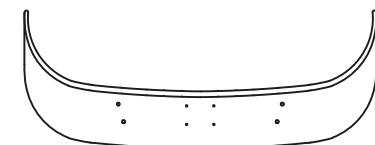


NB-0000-\_\_

### 2005 AND NEWER STERLING LT9513, LT9500 SET BACK AXLE (brackets included)



NC-0010-\_\_



NC-0000-\_\_

**NO WARRANTY on break-backs over 18"**



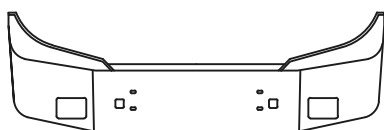
AVAILABLE STYLES (see page III for more styles)



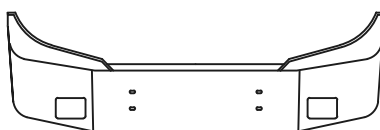
14"=-15X  
 16"=-16X  
 18"=-17X  
 20"=-34X

Bumpers shown below are for MOUNTING and OPTIONS. To select a style use the two digit outside shape shown above as the last two digits of the part number.

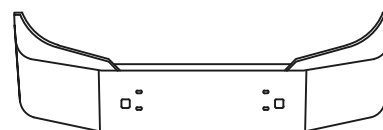
STERLING AT9500 SET BACK AXLE  
 3PC. BUMPER (Fits factory air dam)



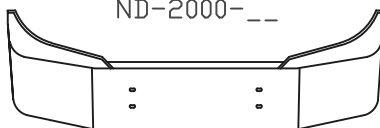
ND-2010-\_\_



ND-2000-\_\_



ND-0010-\_\_

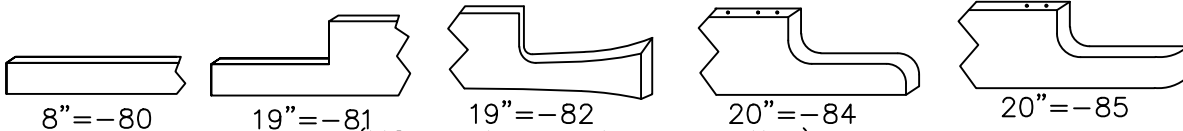


ND-0000-\_\_

**NO WARRANTY on break-backs over 18"**



### AVAILABLE STYLES



8"=-80

19"=-81

19"=-82

20"=-84

20"=-85

(MC requires custom mounting)

Bumpers shown below are for MOUNTING and OPTIONS. To select a style use the two digit outside shape shown above as the last two digits of the part number.

### REAR LIGHT BARS (brackets included)

MIX AND MATCH LIGHTS OR ADD TEXT



MA-XXXX-80-007



MA-XXXX-80-JC3




MA-XXXX-80-M7D



MA-XXXX-80-M13



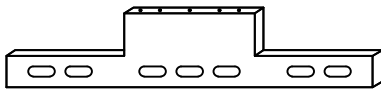
MA-XXXX-80-R10C-R5



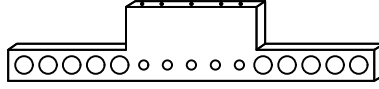
MA-XXXX-80-R6C

### REAR LIGHT PANELS (brackets included)

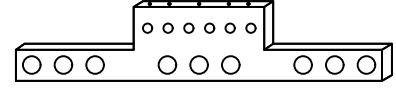
MIX AND MATCH LIGHTS OR ADD TEXT



MB-XXXX-81-007



MB-XXXX-81-R10C-R5



CUSTOM SAMPLE

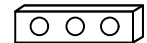
### REAR LIGHT BAR HALVES



MD-XXXX-83-R4C




MD-XXXX-83-R3C

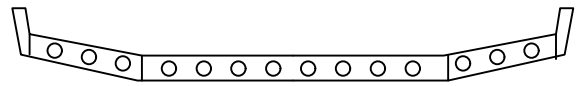


# Bumpers

AVAILABLE FOR ALL MAKES AND MODELS



\_\_-SP

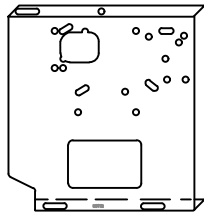


\_\_-SP-R14

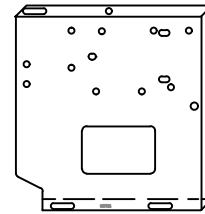


\_\_-SP-009


## UNIVERSAL MOUNTING PLATES



UST\_\_  
FITS FE, FD, HC, HA, CB



USX\_\_  
FITS CU, CV, HC, HV, IC

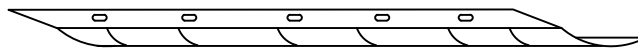


UST TOP LIP



USX TOP LIP

## AIR FOIL FOR UNDER THE BUMPER



\_\_-AF



### MIX AND MATCH YOUR OWN LIGHT COMBINATIONS

<p>9 ELITE CLEAR AMBERS</p> <p>-9ECA</p>	<p>9 ELITE AMBER LIGHTS</p> <p>-9EA</p>	<p>ANGLED LIGHTS</p> <p>-A10EA</p>
<p>-8EA</p>	<p>-4EA-R8</p>	<p>-A6EA</p>
<p>-TL-6EMA</p>	<p>-4EA-R6</p>	<p>-A4EA</p>
<p>-4EA-10EMA</p>	<p>-2EA-R18</p>	<p>-A10EA-R4</p>
<p>-2EA-14EMA</p>	<p>-2EA-R14</p>	<p>-A6EA-R8</p>
<p>11 TRUCKLITES</p> <p>-T11</p>	<p>-2EA-R10</p>	<p>-A2EA-R14</p>
<p>-T8</p>	<p>-2EA-R6</p>	<p>-A10EA-T2</p>
<p>-T6-8EMA</p>	<p>-T6-R8</p>	<p>-A6EA-T5</p>
<p>-T4-R6</p>	<p>-T4-R10</p>	<p>-A2EA-T9</p>

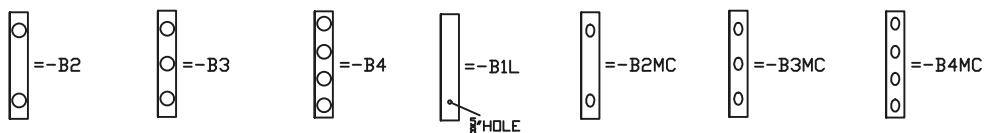
<p>UST = UNIVERSAL MOUNT</p> <p>-UST</p>	<p>FL01 = FRENCHED LICENSE BOX</p> <p>-FL01</p>	<p>LICENSE PLATE HOLES</p> <p>-L01</p>
	<p>FLA1 = ANGELED FRENCHED LICENSE BOX</p> <p>-FLA1</p>	

THESE ARE ONLY A FEW OPTIONS  
MIX AND MATCH YOUR OWN COMBINATIONS  
OVAL LIGHT COMBINATIONS SHOWN BELOW

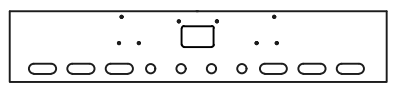


\* BOXED END LIGHT OPTIONS \*

ADD TO THE END OF THE PART NUMBER



BELOW IS A SAMPLE ORDER FOR A 379 PETE BOXED END WITH 6 OVALS 4 ROUND AND 3 ON THE END



HC-0010-11-006-R4-B3



*Your Name Here*

TEXT 1

Your Name Here

TEXT 8

*Your Name Here*

TEXT 2

*Your Name Here*

TEXT 9

YOUR NAME HERE

TEXT 3

Your Name Here

TEXT 10

Your Name Here

TEXT 4

Your Name Here

TEXT 11

Your Name Here

TEXT 5

*Your Name Here*

TEXT 12

*Your Name Here*

TEXT 6

Your Name Here

TEXT 13

YOUR NAME HERE

TEXT 7

**Your Name Here**

TEXT 14


LIGHT BOXES NOW AVAILABLE TO GO WITH YOUR TEXT  
(Standard widths 40" & 24")

0 0 0 0 0 0 0 0

LX-40

0 0 0 0 0

LX-24



## VU

*Accessories for  
the Best  
by the Best*



**PETERBILT**



**KENWORTH**



**FREIGHTLINER**

*You Can't Put A Price On COOL!*



VU

## FLAP WEIGHTS



**VU190000**

UNIVERSAL FLAP WEIGHT - 24"  
- BOTTOM - ANY MAKE -11GA.  
STAINLESS - GIRLS - PR



**VU190001**

UNIVERSAL FLAP WEIGHT -  
24" - BOTTOM - ANY MAKE  
-11GA. STAINLESS - PR



**VU190002**

UNIVERSAL FLAP WEIGHT -  
24" TOP - ANY MAKE - 11 GA.  
STAINLESS - PR



**VU190003**

UNIVERSAL FLAP WEIGHT  
- 24" U SHAPED BOTTOM -  
11GA. STAINLESS - PR



**VU190102**

UNIVERSAL FLAP WEIGHT - 24"  
BOTTOM - ANY MAKE 11GA  
STAINLESS - STEER HEAD - PR



**VU190109**

UNIVERSAL FLAP WEIGHT - 24"  
U SHAPED BOTTOM - 11GA.  
STAINLESS - STEER HEAD - PR

## TANK STRAPS



**VU190005**

9.75 AIR TANK BANDS  
(PB, KW, FL) - PR



**VU190061**

AIR TANK WRAP - FITS 9.75"  
STAINLESS AIR TANK - 1 PC  
COVER ONLY



**VU190006**

8.25 AIR TANK BANDS  
(PB, KW, FL) - PR

## TAG HANGERS



**VP120000**

PB 389 1 TAG HANGER  
NOTE NO LP FRAMES -18 GA



**VP120001**

PB 1 TAG HANGER  
NOTE NO LP FRAMES -18 GA



**VP120017**

PB 1 TAG HANGER  
NOTE NO LP FRAMES -24 GA



**VU190007**

2 TAG HANGER (PB, KW, FL)  
NOTE NO LP FRAMES



**VU190035**

TAG HANGER - SINGLE  
TAG - 90 DEG.  
NOTE NO LP FRAMES



**VU190036**

TAG HANGER -  
2 TAG - 90 DEG.  
NOTE NO LP FRAMES



**VU190037**

TAG HANGER -  
3 TAG - 90 DEG.  
NOTE NO LP FRAMES



**VU190008**

3 TAG HANGER (PB, KW, FL)  
NOTE NO LP FRAMES



VU

## PERMIT PANELS



**VU190090**  
HINGED PERMIT PANEL - 4 X 4



**VU190091**  
HINGED PERMIT PANEL - 4 X 8



**VU190092**  
HINGED PERMIT PANEL - 4 X 10



**VU190093**  
HINGED PERMIT PANEL - 4 X 12




**VU190094**  
HINGED PERMIT PANEL - 5 X 4



**VU190095**  
HINGED PERMIT PANEL - 5 X 8




**VU190096**  
HINGED PERMIT PANEL - 5 X 10




**VU190097**  
HINGED PERMIT PANEL - 5 X 12




**VU190098**  
FLAT PERMIT PANEL - 4 X 4 -  
TAPE MOUNT



**VU190099**  
FLAT PERMIT PANEL - 4 X 8 -  
TAPE MOUNT




**VU190103**  
FLAT PERMIT PANEL - 4 X 10  
- TAPE MOUNT




**VU190104**  
FLAT PERMIT PANEL - 4 X 12  
- TAPE MOUNT




**VU190105**  
FLAT PERMIT PANEL - 5 X 4 -  
TAPE MOUNT



**VU190106**  
FLAT PERMIT PANEL - 5 X 8 -  
TAPE MOUNT



**VU190107**  
FLAT PERMIT PANEL - 5 X 10 -  
TAPE MOUNT



**VU190108**  
FLAT PERMIT PANEL - 5 X 12 -  
TAPE MOUNT




## RIDGED PERMIT PANELS




**VU190110**

RIDGED PERMIT PANEL - 4 X 4




**VU190111**

RIDGED PERMIT PANEL - 4 X 8



**VU190112**

RIDGED PERMIT PANEL - 4 X  
10




**VU190113**

RIDGED PERMIT PANEL - 4 X  
12




**VU190114**

RIDGED PERMIT PANEL - 5 X 4




**VU190115**

RIDGED PERMIT PANEL - 5 X 8



**VU190116**

RIDGED PERMIT PANEL - 5 X  
10



**VU190117**

RIDGED PERMIT PANEL - 5 X12

**FIND US ON SOCIAL MEDIA**  
**@VCPWINGMASTER**





## BUMPER BOLT KITS



**VU190080**  
4 - BOLT BUMPER MOUNT  
KIT - 4 SS 5/8"X2" POLISHED  
BOLTS, SS WASHERS,  
NYLON WASHERS, ZINC  
NYLOC NUTS



**VU190081**  
6 - BOLT BUMPER MOUNT  
KIT - 6 SS 5/8"X2" POLISHED  
BOLTS, SS WASHERS,  
NYLON WASHERS, ZINC  
NYLOC NUTS



**VU190082**  
8 - BOLT BUMPER MOUNT  
KIT - 8 SS 5/8"X2" POLISHED  
BOLTS, SS WASHERS,  
NYLON WASHERS, ZINC  
NYLOC NUTS

## BEACON LIGHT BRACKETS



**VU190100**  
BEACON LIGHT BRACKET - 8" X 8" - PR

VU

## AIR LINE BOXES

AIR LINE BOXES ARE 32" LONG - CLOSED BACK  
NOT AVAILABLE IN 430 SS



**VU190015**  
AIR LINE BOX - STANDARD



**VU190016**  
AIR LINE BOX - 2-PLUG



**VU190015R**  
AIR LINE BOX - STANDARD - ROUNDED



**VU190016R**  
AIR LINE BOX - 2-PLUG - ROUNDED

### TO BUILD A LIGHT BOX

- 1 - PICK BLANK PART NUMBER
- 2 - PICK LIGHT TYPE (REFER TO PAGE 21)
- 3 - PICK THE NUMBER OF LIGHTS

### EXAMPLE:



AIR LINE BOX - 2-PLUG



VU

## DECK PLATES - STAINLESS STEEL




**VU190017**

DECK PLATE - 36" X 34" - SMOOTH STAINLESS - OVER FRAME RAILS



**VU190018**

DECK PLATE - 48" X 34" - SMOOTH STAINLESS - OVER FRAME RAILS



**VU190067**

REAR DECK PLATE - SMOOTH - 29" X 33" - ROLLED EDGES - OVER FRAME RAILS



**VU192010**

DECK PLATE - FRONT DECK PLATE 11G SS 83" X 27" - BETWEEN FRAME RAILS



**VU192011**

DECK PLATE - MID DECK PLATE 11G SS 44" X 27" - BETWEEN FRAME RAILS



**VU192012**

DECK PLATE - REAR DECK PLATE 11GSS 48" X 27" - BETWEEN FRAME RAILS



**VU192022**

DECK PLATE - MID DECK PLATE 11GSS 77X27

## FRONT DECK PLATE TOOL BOX



**VU192021**

UNIVERSAL FRONT DECK PLATE TOOL BOX - W/LOCK - 24" X 24"



## DECK PLATES - CHROME




**VU192013**

DECK PLATE - FRONT DECK PLATE CHROME 83" X 27" - BETWEEN FRAME RAILS



**VU192014**

DECK PLATE - MID DECK PLATE CHROME 44" X 27" - BETWEEN FRAME RAILS



**VU192015**


DECK PLATE - REAR DECK PLATE CHROME 48" X 27" - BETWEEN FRAME RAILS

## VU

### ANTI-SAILS



**VU190030**  
ANTI-SAIL PANELS - BLANK -  
24" X 18" - PR



**VU190028**  
ANTI-SAIL PANELS - FLAG -  
15" X 24" - PR



**VU190029**  
ANTI-SAIL PANELS - FLAMES -  
15" X 24" - PR



**VU190027**  
ANTI-SAIL PANELS - STEER  
HEAD - 15" X 24" - PR



**VU190026**  
ANTI-SAIL PANELS - BLANK -  
15" X 24" - PR



**VU190031**  
ANTI-SAIL PANELS - FISH - 15"  
X 24" - PR




**VU190056**  
ANTI-SAIL PANELS - GIRLS -  
15" X 24" - PR



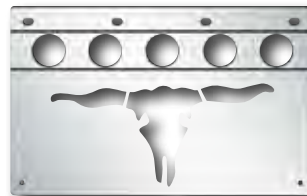
### ANTI-SAILS LIGHT BOXES - NO/LIGHTS




**VU190004**  
MUD-FLAP LIGHT BOX - NO  
LIGHTS - 2" RD HOLES - PR





**VU190022**  
ANTI-SAIL LIGHT BOX - NO/  
LIGHTS - 2" RD HOLES -  
15" X 24" - PR




**VU190023**  
ANTI-SAIL LIGHT BOX - NO/  
LIGHTS - 2" RD HOLES - STEER  
HEAD - 15" X 24" - PR



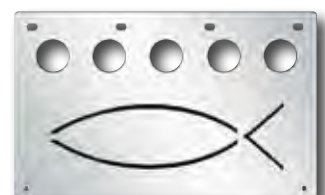
**VU190024**  
ANTI-SAIL LIGHT BOX - NO/  
LIGHTS - 2" RD HOLES  
- FLAG - 15" X 24" - PR



**VU190055**  
ANTI-SAIL LIGHT BOX - NO/  
LIGHTS - 2" RD HOLES - GIRLS  
- 15" X 24" - PR



**VU190025**  
ANTI-SAIL LIGHT BOX - NO/  
LIGHTS - 2" RD HOLES -  
FLAMES - 15" X 24" - PR



**VU190032**  
ANTI-SAIL PANELS - NO/  
LIGHTS - 2" RD HOLES - FISH  
- PR



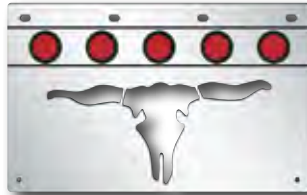


VU

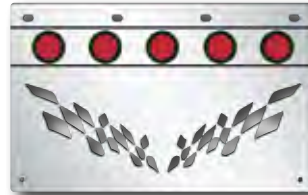
## ANTI-SAILS LIGHT BOXES - W/LEDS




**VU190049**  
MUD FLAP LIGHT BOX -  
W/LEDS - 2" RD HOLES - PR




**VU190050**  
ANTI-SAIL LIGHT BOX -  
W/LEDS - 2" RD HOLES -  
STEER HEAD - 15" X 24" - PR



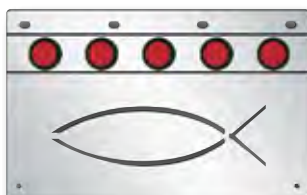
**VU190051**  
ANTI-SAIL LIGHT BOX -  
W/LEDS - 2" RD HOLES - FLAG  
- 15" X 24" - PR



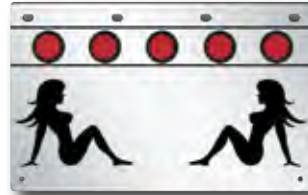
**VU190052**  
ANTI-SAIL LIGHT BOX -  
W/LEDS - 2" RD HOLES -  
FLAMES - 15" X 24" - PR



**VU190053**  
ANTI-SAIL LIGHT BOX - W/  
LEDS - 2" RD HOLES - BLANK -  
15" X 24" - PR



**VU190054**  
ANTI-SAIL PANELS - W/LEDS -  
2" RD HOLES - FISH - PR



**VU190057**  
ANTI-SAIL PANELS - W/LEDS -  
2" RD HOLES - GIRLS - PR



## DOOR LATCH TRIM



**VU190012**  
PB, KW CHROME PLASTIC  
DOOR HANDLE TRIM - PR



VU

## HEAD LIGHT VISORS



**VU190009**  
HEAD LIGHT VISOR - DOUBLE -  
PB, KW, FL



**VU190010**  
HEAD LIGHT VISOR - SINGLE -  
PB, KW, FL



## BUMPER VISORS



**VU190013**  
BUMPER HITCH/LICENSE  
HOLE VISOR - PB389 HITCH, 7"  
LICENSE HOLES



**VU190014**  
BUMPER HITCH/LICENSE  
HOLE VISOR - PB389 HITCH, 7"  
LICENSE HOLES - WICKED


## FRAME STEPS



**VU191103**  
FRAME STEPS - 12"  
STAINLESS STEPS  
CHROME SIDES

**VU191104**  
FRAME STEPS - 18"  
STAINLESS STEPS  
CHROME SIDES


**VU191105**  
FRAME STEPS - 24"  
STAINLESS STEPS  
CHROME SIDES



**VU191106**  
FRAME STEPS - 12"  
ALUMINUM

**VU191107**  
FRAME STEPS - 18" ALUMINUM

**VU191108**  
FRAME STEPS - 24"  
ALUMINUM



**STEPS COME WITH GRIP TAPE**

VU

## BUMPER LIGHT BRACKETS



**VU190046**

BUMPER LIGHT BRACKETS -  
1 - 6" OVAL - NO/LIGHTS

**VU190146**

BUMPER LIGHT BRACKETS -  
BOXED - 1 - 6" OVAL -  
NO/LIGHTS



**VU190047**

BUMPER LIGHT BRACKETS -  
1 - 6" OVAL - LED

**VU190147**

BUMPER LIGHT BRACKETS  
- BOXED - 1 - 6" OVAL - LED -  
CLEAR AMBER



**VU190038**

BUMPER LIGHT BRACKETS -  
2 - 6" OVALS - NO/LIGHTS

**VU190138**

BUMPER LIGHT BRACKETS -  
BOXED - 2 - 6" OVALS -  
NO/LIGHTS



**VU190039**

BUMPER LIGHT BRACKETS -  
3 - 6" OVALS - NO/LIGHTS -  
PR

**VU190139**

BUMPER LIGHT BRACKETS -  
BOXED - 3 - 6" OVALS -  
NO/LIGHTS



**VU190040**

BUMPER LIGHT BRACKETS -  
2 - 6" OVALS - LED



**VU190041**

BUMPER LIGHT BRACKETS -  
3 - 6" OVALS - LED



**VU190042**

BUMPER LIGHT BRACKETS -  
3 - 2" ROUND - NO/LIGHTS



**VU190043**

BUMPER LIGHT BRACKETS -  
4 - 2" ROUND - NO/LIGHTS

**VU190140**

BUMPER LIGHT BRACKETS  
- BOXED - 2 - 6" OVALS - LED -  
CLEAR AMBER

**VU190141**

BUMPER LIGHT BRACKETS  
- BOXED - 3 - 6" OVALS - LED -  
CLEAR AMBER

**VU190142**

BUMPER LIGHT BRACKETS -  
BOXED - 3 - 2" ROUND -  
NO/LIGHTS

**VU190143**

BUMPER LIGHT BRACKETS -  
BOXED - 4 - 2" ROUND -  
NO/LIGHTS



**VU190044**

BUMPER LIGHT BRACKETS -  
3 - 2" ROUND - LED



**VU190045**

BUMPER LIGHT BRACKETS -  
4 - 2" ROUND - LED



**VU190048**

BUMPER LIGHT BRACKETS - 1  
- 4" ROUND - NO/LIGHTS



**VU190058**

BUMPER LIGHT BRACKETS - 1  
- 2.5" ROUND - NO/LIGHTS

**VU190144**

BUMPER LIGHT BRACKETS  
- BOXED - 3 - 2" ROUND - LED -  
CLEAR AMBER

**VU190145**

BUMPER LIGHT BRACKETS  
- BOXED - 4 - 2" ROUND - LED -  
CLEAR AMBER

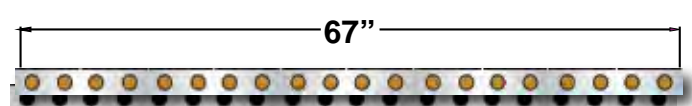


**VU190062**

BUMPER LIGHT BRACKETS -  
8 - 6" OVAL - LED

**VU190063**

BUMPER LIGHT BRACKETS - 8 - 6" OVAL - NO/LIGHTS



**VU190064**

BUMPER LIGHT BRACKETS - 20 - 2" ROUND - LED

**VU190065**

BUMPER LIGHT BRACKETS - 20 - 2" ROUND - NO/LIGHTS





VU



---

**W I N G M A S T E R**

***FIND US ON SOCIAL MEDIA***  
***@VCPWINGMASTER***



## VU

### REAR WINDOW VISORS

NOT AVAILABLE ON DAYCAB



**VU190020**  
DEEP BACK WINDOW VISOR -  
40" WIDE X 7" DEEP -PB,KW,FL



**VU193020**  
REAR VISOR GANGSTER



**VU193020-BF**  
REAR VISOR GANGSTER -  
BUTTERFLY



**VU193020-BT**  
REAR VISOR GANGSTER -  
BOWTIE




**VU195020**  
REAR VISOR WICKED - ONE  
PIECE



**EXAMPLE**  
**VU193020-P**  
REAR VISOR GANGSTER

**PAINABLE VISORS  
ALSO AVAILABLE  
JUST ADD -P TO THE END  
OF YOUR PART NUMBER**



**EXAMPLE**  
**VU193020-BF-P**  
REAR VISOR GANGSTER -  
BUTTERFLY

### REAR FRAME FILLERS

BOXES COME WITH VU190201 BACK COVER

18GA SS



**VU190200**  
REAR FRAME FILLER - BLANK



**VU190201**  
REAR FRAME FILLER BACK  
COVER



**VU190202**  
REAR FRAME FILLER - 4 - 4"  
RD - LEDS / EACH CORNER



**VU190203**  
REAR FRAME FILLER - 4 - 4"  
RD / 5 - 2" RD - LEDS



**VU190204**  
REAR FRAME FILLER - 12 - 2"  
RD - LEDS / OVAL



**VU190205**  
REAR FRAME FILLER - 2 - 4"  
RD / 8 - 2" RD - LEDS



**VU190206**  
REAR FRAME FILLER - 2 - 4"  
RD / 3 - ELITE RED - LEDS



**VU190207**  
REAR FRAME FILLER - 4 - 4"  
RD / 5 - 2" RD - LEDS -  
W/ STEERHEAD



VU


## REAR FRAME FILLERS

BOXES COME WITH VU190201 BACK COVER




### VU190208

REAR FRAME FILLER - 2 - 4"  
RD / 3 - ELITE - LEDS -  
W / STEERHEAD



### VU190209

REAR FRAME FILLER - 4 - 4"  
RD - LEDS - CLEAR LENS /  
EACH CORNER




### VU190210

REAR FRAME FILLER - 4 - 4"  
RD / 5 - 2" RD - LEDS -  
CLEAR LENS



### VU190211

REAR FRAME FILLER - 12 - 2"  
RD - LEDS - CLEAR LENS /  
OVAL



### VU190212

REAR FRAME FILLER - 2 - 4"  
RD / 8 - 2" RD - LEDS -  
CLEAR LENS



### VU190213

REAR FRAME FILLER - 2 - 4"  
RD / 3 - ELITE - LEDS -  
CLEAR LENS



### VU190214

REAR FRAME FILLER - 4 - 4"  
RD / 5 - 2" RD - LEDS - CLEAR  
LENS - W / STEERHEAD



REAR FRAME FILLER - 2 - 4"  
RD / 3 - ELITE - LEDS - CLEAR  
LENS - W / STEERHEAD



VU

## LOWER REAR FRAME FILLERS




**VU199002**  
LOWER REAR FRAME FILLER  
- BLANK



**VU199005**  
LOWER REAR FRAME FILLER -  
379 - BLANK



**VU199002-4CN**  
LOWER REAR FRAME FILLER -  
4 ROUND CUTOUTS



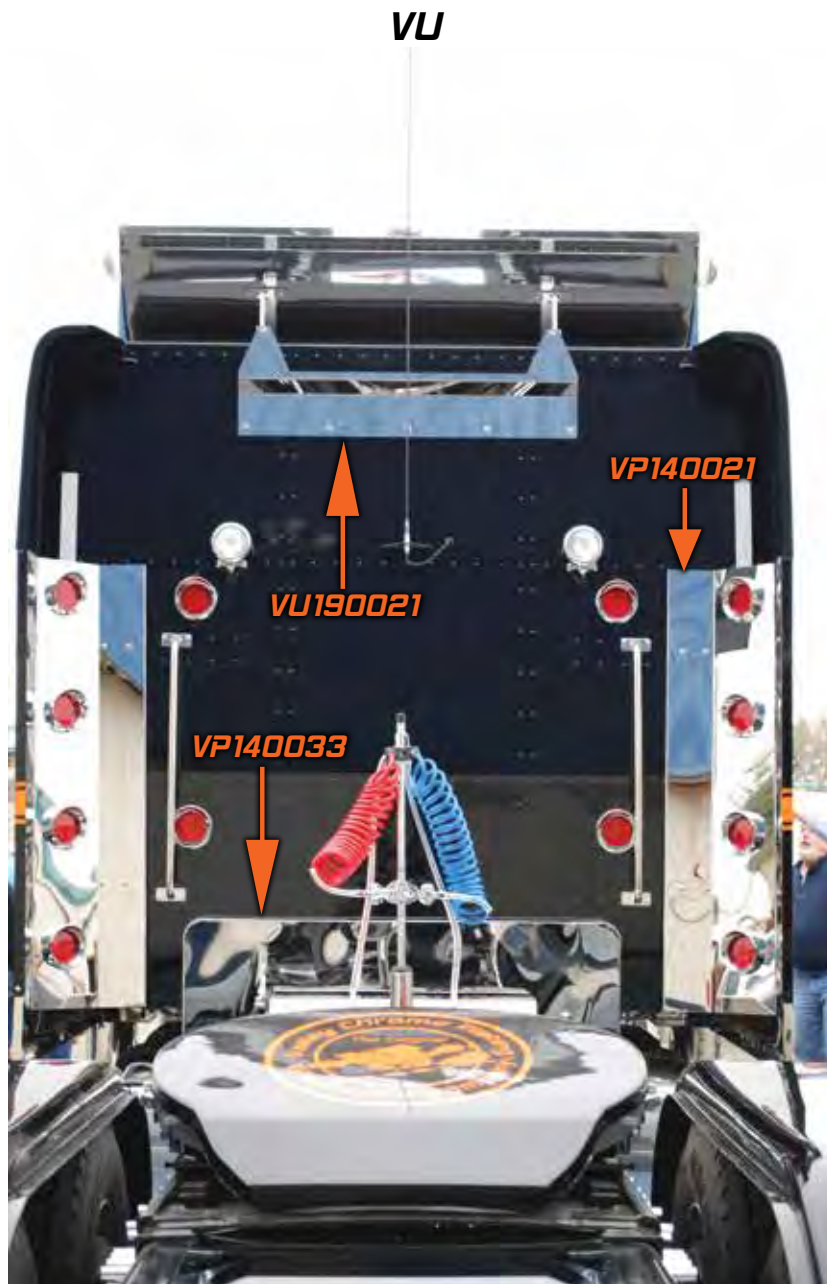
**VU199002-5CN**  
LOWER REAR FRAME FILLER -  
5 ROUND CUTOUTS



**BEZELS NOT INCLUDED**







- VU190021 - TURBOWING BRACKET
- VP140021 - REAR SLEEPER FILLER PANEL
- VP140033 - ROLLED REAR SHOCK COVER BOX

## LIGHT OPTION CHART

# LIGHT OPTION CHART

USE THE FOLLOWING LIGHT CHART TO BUILD YOUR REAR LIGHT BARS, CAB AND SLEEPER PANELS, HOOD EXTENSION PANELS, AND SO ON, USE THE FIRST LETTER IN THE NAME OF THE LIGHT AND THE FORM YOU WISH THE LIGHT TO BE.

## EXAMPLE

XXXXXXXX  
PART NUMBER

X  
NUMBER OF LIGHTS

E ( ELITE )  
NAME OF LIGHT (1<sup>ST</sup> LETTER )

A ( AMBER )  
COLOR OF LIGHT



**6' OVAL**  
AMBER - OA  
CLEAR AMBER - OCA  
RED - OR  
CLEAR RED - OCR

**PETE**  
AMBER - PA  
RED - PR

**ELITE**  
AMBER - EA  
CLEAR AMBER - ECA  
RED - ER  
CLEAR RED - ECR

**ELITE MINI**  
AMBER - EMA  
CLEAR AMBER - EMCA  
RED - EMR  
CLEAR RED - EMCR



**2' ROUND**  
AMBER - RA  
CLEAR AMBER - RCA  
RED - RR  
CLEAR RED - RCR

**CORAL**  
AMBER - CA  
CLEAR AMBER - CCA  
RED - CR  
CLEAR RED - CCR

**BULLSEYE**  
AMBER - BA  
CLEAR AMBER - BCA  
CLEAR RED - BCR  
RED - BR

**WAND LIGHT**  
AMBER - WA  
RED - WR



**U**  
UNIVERSAL



**RN**  
ROUND



**S**  
SLOTTED



## VU

**LIGHT BOX AVAILABLE WITH A LIGHT  
DISPLAY ORDER FROM WINGMASTER**



**2 PACKAGES AVAILABLE**

**PART # VULIGHTKIT3 W / 12 OF EACH LIGHT AND A DISPLAY BOARD**


**PART # VULIGHTKIT4 W / 24 OF EACH LIGHT AND A DISPLAY BOARD**



VU



# LIGHTS

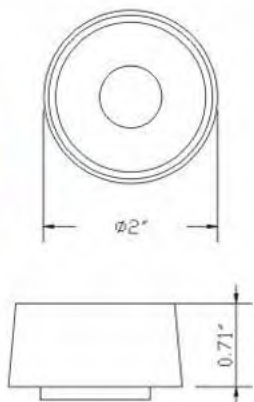


VU

## MARKER LIGHTS

### VU-860L

ROUND



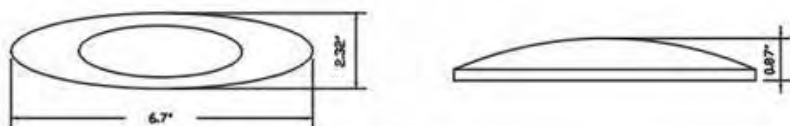
#### LED 2" ROUND CLEARANCE/SIDE MARKER LIGHT

- Polycarbonate lens & housing are sonically sealed.
- Using 9ps LEDs.
- Available in 12 volt
- Kit with 877B plug and 911 Grommet
- Packing: 200pcs/6.70Kg/1.20'

Part Numbers	color	
VU-860L-A	Amber lens Amber LED	Light only
VU-860L-CA	Clear lens Amber LED	Light only
VU-860L-R	Red lens Red LED	Light only
VU-860L-CR	Clear lens Red LED	Light only

### VU-899L

ELITE



#### LED CLEARANCE/SIDE MARKER LIGHT

- Polycarbonate lens is sonic welded to housing.
- Using 16ps LEDs.
- Available in 12 volt
- Kit includes light and 877B plug.
- Packing: 100pcs/7.80Kg/1.40'

Part Numbers	color	
899L-A	Amber lens Amber LED	Light only
899L-CA	Clear lens Amber LED	Light only
899L-R	Red lens Red LED	Light only
899L-CR	Clear lens Red LED	Light only

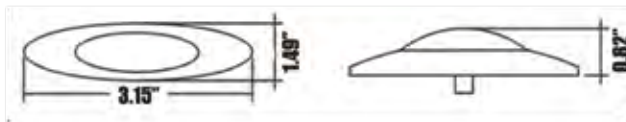


VU

## MARKER LIGHTS

### VU-899-1L

#### ELITE MINI



#### LED CLEARANCE/SIDE MARKER LIGHT

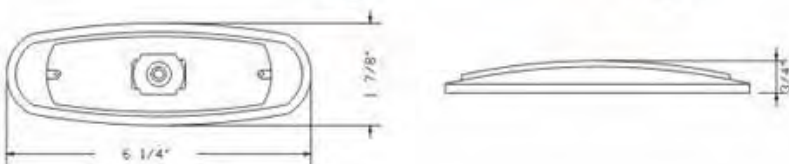
- Polycarbonate lens is sonic welded to housing.
- Using 3ps LEDs.
- Available in 12 volt
- Kit includes light and 877B plug.
- Packing: 400pcs/10.50Kg/1.90'

#### Part Numbers color

899-1L-A	Amber lens Amber LED	Light only
899-1L-CA	Clear lens Amber LED	Light only
899-1L-R	Red lens Red LED	Light only
899-1L-CR	Clear lens Red LED	Light only

### VU-839-1L

#### PETE



#### LED CLEARANCE/SIDE MARKER LIGHT

- Acrylic reflectorized lens and high impact plastic housing stam less steel ring.
- Using 2ps Super LEDs.
- Available in 12 volt
- Packing: 100pcs/9.50Kg/1.05'

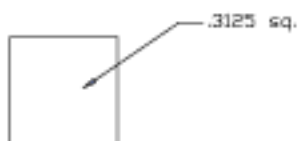
#### Part Numbers color

839-1L-A	Amber lens Amber LED	Light only
839-1L-R	Red lens Red LED	Light only

VU

## MARKER LIGHTS

**VU-444L**

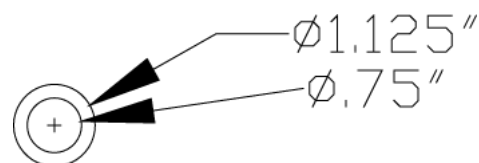


- VU-444L-A 12" AMBER WAND LIGHT - 2 PRONG
- VU-444L-A3 12" AMBER WAND LIGHT -3 PRONG
- VU-444L-R 8" RED WAND LIGHT - 2 PRONG
- VU-444L-R3 8" RED WAND LIGHT - 3 PRONG

**VU-998-1L**



**3 LEDS**



- VU-998-1L-A 3/4" RD MK LT AMB (BLSEYE)
- VU-998L-1L-CA 3/4" RD MRK LT AMB (BLSEYE)
- VU-998L-1L-CR 3/4" RD MK LT CL/RD (BLSEYE)
- VU-998L-1L-R 3/4" RD MKR LT RED (BLSEYE)

## TOWERLIGHT

**VU-333L-CR**



**RED**

LIGHT ONLY NO TOP COVER

**VU-333L-CB**



**BLUE**

LIGHT ONLY NO TOP COVER





VU

## CLEARANCE LIGHTS

VU-949-1L

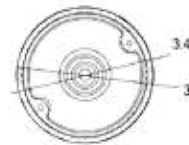
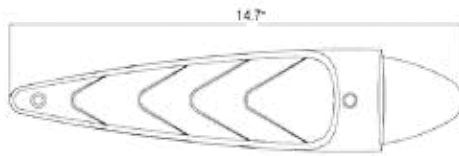


### LED CAB MARKER LIGHT

- Polycarbonate lens features chrome-plated plastic housing with contour base & rubber mounting pad.
- Lens is replaceable.
- Epoxy encapsulated electronics prevents damage from moisture & corrosion.
- With 19 LEDs
- With reflector.
- Available in 12 volt
- Packing: 1pc/BOX/25pcs/16.00Kgs/3.5'

#### Part Numbers color

949-1L-A	Amber lens Amber LED
949-1L-CA	Clear lens Amber LED



VU-855L



### LED CAB MARKER LIGHT

- Polycarbonate lens attaches to chromed high-impact ABS housing with screw to form cab light.
- Epoxy encapsulated electronics prevents damage from moisture & corrosion.
- With 36 LEDs
- Available in 12 volt
- Packing: 1pc/BOX/40pcs/17.50Kg/4.50'

#### Part Numbers color

855L-A	Amber lens Amber LED	Light only
855L-CA	Clear lens Amber LED	Light only



VU

## STOP / TAIL / TURN

OVAL

VU-968-1L



- |              |             |
|--------------|-------------|
| PART NOS.    | COLOR       |
| VU-968-1L-A  | AMBER       |
| VU-968-1L-R  | RED         |
| VU-968-1L-CA | CLEAR AMBER |
| VU-968-1L-CR | CLEAR RED   |
| VU-968-1L-CW | CLEAR WHITE |



VU-968-1L-CW



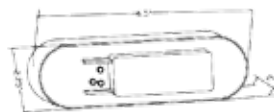
### LED 6" OVAL STOP TURN & TAIL LAMP

- Sealed polycarbonate lens & ABS housing.
- With 21 Super LEDs
- With reflector.
- Epoxy encapsulated electronics prevents damage from moisture & corrosion.
- Voltage 12 volt
- Packing: 1pc/BOX/50pcs/9.80Kg/1.60'
- Kit includes light and:
  - 1) 914 PVC grommet and 879A plug
  - 2) 909G ABS flange and 879A plug

1 Grommet Mount Kits1



LED Lamps



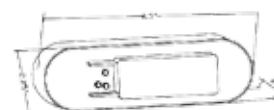
PVC Grommet



1 Flange Kits2



LED Lamps



ABS Flange

- Gray
- Black

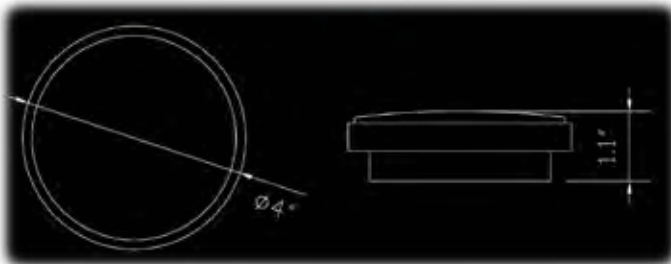


VU

## STOP / TAIL / TURN

CORAL

VU-924-1L



### LED 4" STOP TURN & TAIL LAMP

- Sealed polycarbonate lens & ABS housing.
- With 40 LEDs
- With reflector.
- Epoxy encapsulated electronics prevents damage from moisture & corrosion.
- Voltage 12 volt or 24 volt.
- Packing: 1pc/BOX/50pcs/8.70Kgs/1.15'.
- Kit includes light and:
  - 1) 913 PVC grommet and 879A plug
  - 2) 909F ABS flange and 879A plug

#### Part NOS. Color

VU-924-1L-A Amber Light Only  
VU-924-1L-R Red Light Only

VU-924-1L-CA Clear Lens & Amber LED  
VU-924 1L-CR Clear Lens & Red LED  
VU-924 1L-CW Clear Lens & White LED

VU-924-1L-CW





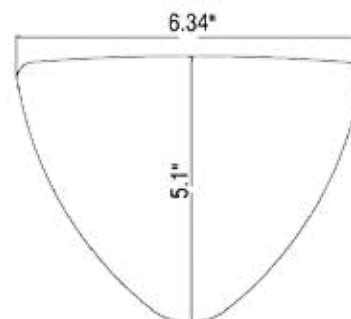
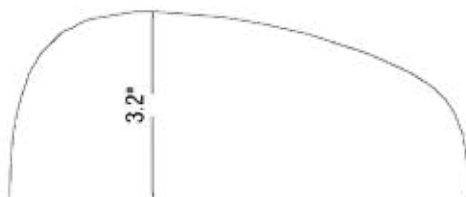
VU

## STOP / TAIL / TURN

VU-951L



VU-951L-CA  
CLEAR AMBER



### 31 LED TURN SIGNAL LIGHT

- For Peterbilt
- Including turn, park/clearance and with reflector.
- Sealed polycarbonate lens & housing.
- With 31 Super LEDs
- Epoxy encapsulated electronics prevents damage from moisture & corrosion.
- Voltage 12 volt
- Wiring description: green = ground, orange = turn, brown = park/clearance

Part Numbers	Color
951LA	Amber LED/Amber lens

VU

## FIND US ON SOCIAL MEDIA @VCPWINGMASTER



VU

## GROMMETS



**VU-911**  
PVC 2" BLACK GROMMET



**VU-913**  
PVC 4" BLACK GROMMET



**VU-914**  
PVC 6" OVAL BLACK GROMMET


VU

## WIRE HARNESSSES



**VU-879A**  
3 PRONG PLUG - 10" SPACING - 100 FT.


**HARNESSES AVAILABLE IN 100' ROLLS**



**VU-877C**  
2 PRONG PLUG - 6" SPACING - 100 FT.

**VU-877D**  
2 PRONG PLUG - 12" SPACING - 100 FT.

**HARNESSES AVAILABLE IN 100' ROLLS**



**VU-877F**  
2 FEMALE BULLETS - 100 FT.  
4", 6", 8", 10" SPACING AVAILABLE.  
ADD -4, -6, -8, OR -10 TO PART NUMBER



**VHMS3007**  
1 - PACCAR - FEMALE 2 - PACCAR - MALE





***YOU CAN'T PUT A  
PRICE ON COOL!***



**WTI  
FROM  
WINGMASTER**





## VU - WTI



**VUWT1001**  
WTI - LOWER DROP FENDER SIDE  
FILLER - PR



**VUWT1002**  
WTI - LOWER DROP FENDER SIDE  
FILLER - PR



**VUWT1003**  
WTI - LOWER DROP FENDER SIDE  
FILLER - PR



**VUWT1005**  
WTI - SUPER SINGLE FENDER TRIM



**VUWT1010**  
WTI - FENDER ROCK GUARD 20"



**VUWT1011**  
WTI - FENDER ROCK GUARD 18"



**VUWT1012**  
WTI - FENDER ROCK GUARD 10"



**VUWT1004**  
WTI - DOUBLE HUMP SIDE FILLER  
- 4 PCS



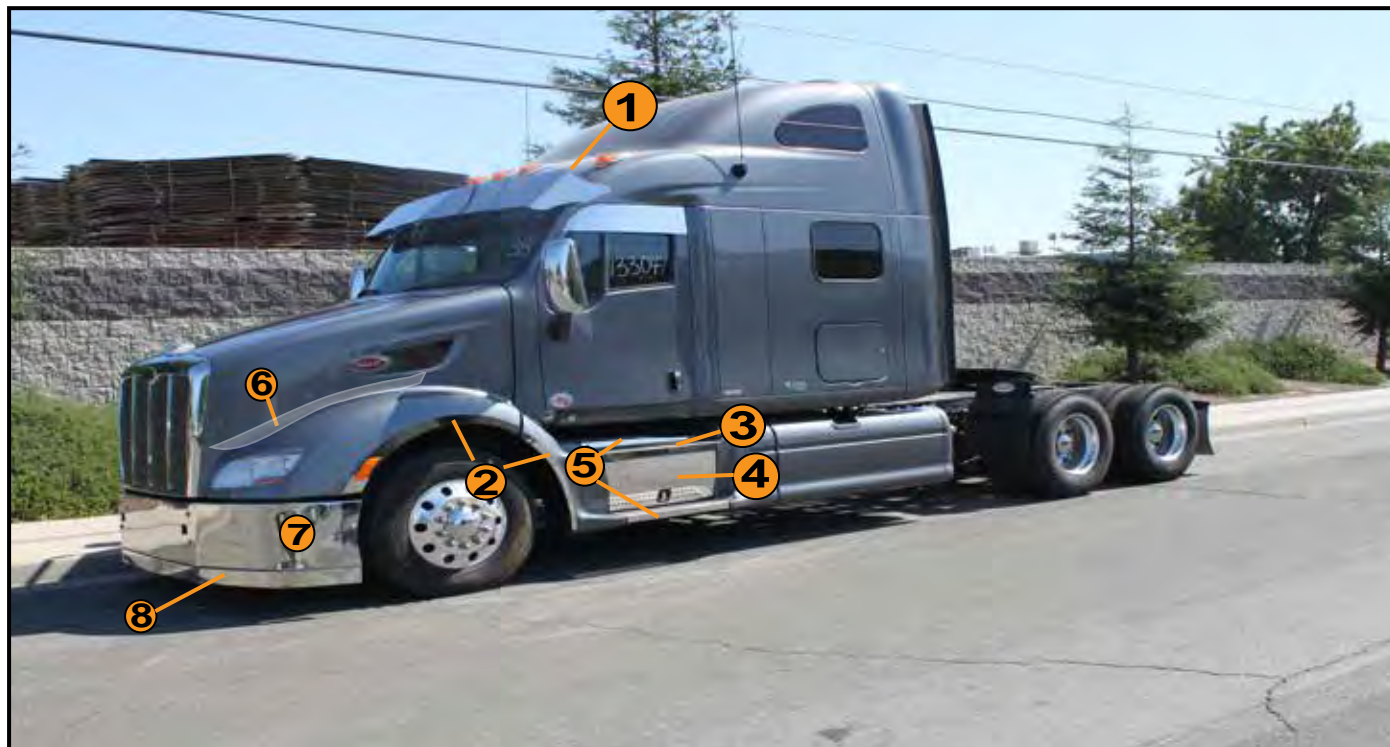
**VP**



*You Can't Put A Price On COOL!*



## Peterbilt 587



① VP130011 - 16" Drop Visor -2011 - Newer- Raised Roof

② VP100129 - Outer Fender Trim(4 pcs - ds/ps)

③ VP150036 - Door Entry Kick Panels (2 pc - ds/ps)

④ VP150037 - Tool Box / Battery Box Cover (Pr - ds/ps)

⑤ VP150038 - Step Highlights (4 pcs - ds/ps)

⑥ VP100128 - Fender Inner Trim (2 pcs - ds/ps)

⑦ HOA-0010-16 Chrome Bumper

⑧ HOA-SP - Stainless Spoiler (Air Dam)







# Wingmaster Accessories

Peterbilt

## VP



**FRONT OF TRUCK - 12**



**FRAME REAR - 16**

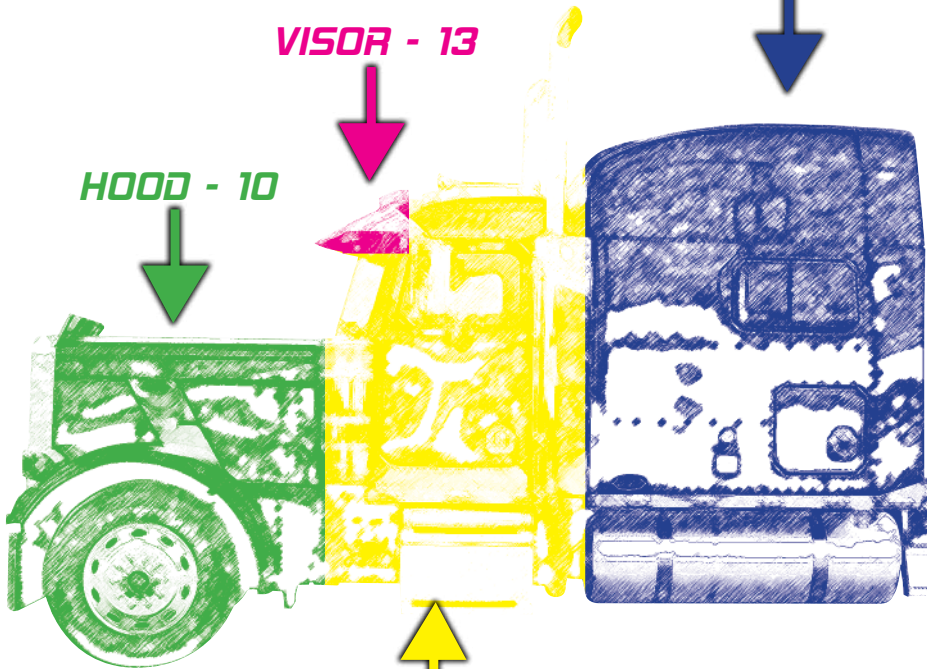
**SLEEPER OUTSIDE - 14**



**VISOR - 13**




**HOOD - 10**



**CAB - 11**



- 10 - HOOD
- 11 - CAB
- 12 - FRONT OF TRUCK
- 13 - VISORS
- 14 - SLEEPER-OUTSIDE
- 15 - FRAME - ON FRAME
- 16 - FRAME - REAR (facing to the back)
- 17 - INTERIOR CAB
- 18 - INTERIOR SLEEPER
- 19 - UNIVERSAL - (will fit any truck)



**FRAME - 15**





---

*W I N G M A S T E R*

*FIND US ON SOCIAL MEDIA*  
*@VCPWINGMASTER*



**337**

**CAB PANELS**





CAB PANEL & HOOD EXT. - 11

## CAB PANEL



**VP110231**

PB CAB PANELS - 337  
DAY CAB STANDARD - BLANK  
- PR

**FIND US ON SOCIAL MEDIA**  
**@VCPWINGMASTER**



# 359



***CAB PANELS***  
***LOWER HOOD EXTENSIONS***



## CAB PANEL & HOOD EXT. - 11

### CAB PANEL 3.5'

#### VP110235

PB CAB PANELS - 359 -  
STANDARD BLANK - PR

#### VP110238

PB CAB PANEL, EXT. PANEL  
FORMED 359 2PC. STANDARD  
WRAP BLANK - PR

#### VP110236

PB CAB PANELS - 359 -  
STANDARD WRAP BLANK - PR



### HOOD EXTENSION



#### VP110319

PB - 359 HOOD EXTENSION  
PANEL - FACTORY



**CAB & SLEEPER PANELS**

# 365 -367

CAB PANELS

SLEEPER PANELS

SLEEPEREXTENSIONS



---

**W I N G M A S T E R**

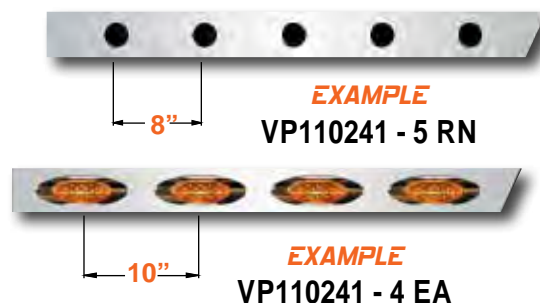
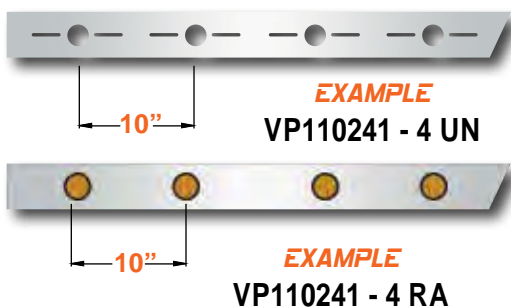


## 365 - 367 CAB PANELS - 4"

### VP110241

PB CAB PANELS - 2005 &  
NEWER - 367, 365 - BLANK  
WRAP - SET BACK ONLY

ADD LIGHT OPTIONS TO A PART NUMBER



### TO BUILD A PANEL

- 1 - PICK BLANK PART NUMBER
- 2 - PICK LIGHT TYPE (REFER TO PAGE 92)
- 3 - PICK THE NUMBER OF LIGHTS

**EXAMPLE:** VP110241 - CAB PANEL - BLANK  
4 - NUMBER OF LIGHTS  
E - ELITE (A - AMBER)

**VP110241 - 4 EA**





## SLEEPER PANELS - 14

### 365 - 367 SLEEPER PANELS - 4"



**VP142064**

PB SLEEPER PANELS - 367,  
365 - 36"/44" - BLANK



**VP142065**

PB SLEEPER PANELS - 367,  
365 - 48" - BLANK



**VP142066**

PB SLEEPER PANELS - 367,  
365 - 63"/72" - BLANK



**VP142067**

PB SLEEPER PANELS - 367,  
365 - 70" - BLANK

**USE THE BLANK SLEEPER PANELS FOR  
YOUR LIGHT PANEL LIGHT OPTIONS.**



10"

**EXAMPLE**  
VP142065 - 5 UN



8"

**EXAMPLE**  
VP142065 - 5 RN



8"

**EXAMPLE**  
VP142065 - 8 RA



10"

**EXAMPLE**  
VP142065 - 4 EA

### TO BUILD A PANEL

- 1 - PICK BLANK PART NUMBER
- 2 - PICK LIGHT TYPE (REFER TO PAGE 92)
- 3 - PICK THE NUMBER OF LIGHTS


**EXAMPLE:**

VP142065 - SLEEPER PANEL - BLANK

5 - NUMBER OF LIGHTS

E - ELITE (A - AMBER)

**VP142065 - 4 EA**






## SLEEPER EXTENSION - 14

### 365 - 367 SLEEPER EXT. PANELS - 4"



#### VP142101

PB SLEEPER EXTENSION  
PANEL - 1987 & NEWER - 384,  
379, 388, 389 - 63"/72" - BLANK




#### VP142103

PB SLEEPER EXTENSION  
PANEL - 1987 & NEWER - 384,  
379, 388, 389 - 70"/80" - BLANK



**USE BLANK EXTENSION PANELS FOR  
YOUR EXTENSION LIGHT OPTIONS**



#### EXAMPLE

VP142101-1UN



#### EXAMPLE

VP142101-1RN



#### EXAMPLE

VP142101-1EA

### TO BUILD A PANEL

- 1 - PICK BLANK PART NUMBER
- 2 - PICK LIGHT TYPE (REFER TO PAGE 92)
- 3 - PICK THE NUMBER OF LIGHTS

#### EXAMPLE:

VP142101 - SLEEPER EXTENSION - BLANK

T - NUMBER OF LIGHTS

E - ELITE (A - AMBER)

**VP142101 - 1 EA**



## **CAB & SLEEPER PANELS**

# 379



**CAB PANELS**  
**SLEEPER PANELS**  
**HOOD REPLACEMENT PANELS**  
**EXTENSION PANELS**



CAB & HOOD EXT. PANEL - ONE PIECE - 11

## 379 ONE PIECE

### CAB - HOOD EXTENSION PANELS

#### VP116401

PB CAB & WIDE REPLACEMENT  
PANEL - ONE PIECE - 379 - 4" -  
BLANK



#### VP116402

PB CAB & WIDE REPLACEMENT  
PANEL - ONE PIECE - WRAP - 379  
- 4" - BLANK

#### VP116201

PB CAB & WIDE REPLACEMENT  
PANEL - ONE PIECE - 379 - 6" -  
BLANK



#### VP116202

PB CAB & WIDE REPLACEMENT  
PANEL - ONE PIECE - WRAP - 379  
- 6" - BLANK


### TO BUILD A PANEL

- 1 - PICK BLANK PART NUMBER
- 2- PICK LIGHT TYPE (REFER TO PAGE 92)
- 3 - PICK THE NUMBER OF LIGHTS

#### EXAMPLE:

VP116401 - ONE PIECE REPLACEMENT  
8 - NUMBER OF LIGHTS  
E - ELITE (A - AMBER)

**VP116401 - 8 EA**



**CAB - 11**

**379**



## 379 CAB PANELS - 4"

**VP110203**

PB CAB PANELS - 1987 &  
NEWER - 379, 388, 389 -  
STANDARD - BLANK - PR

**VP110207**

PB CAB PANELS - 1987 &  
NEWER - 379, 388, 389 -  
EXTENDED - BLANK - PR

**VP110227**

PB CAB PANELS - 1987 &  
NEWER - 379, 388, 389 -  
STANDARD WRAP - BLANK - PR

**VP110228**

PB CAB PANELS - 1987 &  
NEWER - 379, 388, 389 -  
EXTENDED WRAP - BLANK - PR

## 379 CAB PANELS - 6"

**VP110250**

PB CAB PANELS - 1987 &  
NEWER - 379, 388, 389 -  
STANDARD - BLANK - PR

**VP110251**

PB CAB PANELS - 1987 &  
NEWER - 379, 388, 389 -  
EXTENDED - BLANK - PR

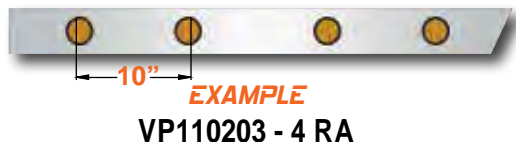

**VP110254**

PB CAB PANELS - 1987 &  
NEWER - 379, 388, 389 -  
EXTENDED WRAP - BLANK - PR

**VP110253**

PB CAB PANELS - 1987 &  
NEWER - 379, 388, 389 -  
STANDARD WRAP - BLANK - PR

ADD LIGHT OPTIONS TO BLANK PART NUMBERS



**TO BUILD A PANEL**

- 1 - PICK BLANK PART NUMBER**
- 2 - PICK LIGHT TYPE (REFER TO PAGE 92)**
- 3 - PICK THE NUMBER OF LIGHTS**





CAB - 11

## 379 HOOD EXTENSION PANELS - 4"



**VP110300**

PB 379 - HOOD EXTENSION  
PANEL - FACTORY  
REPLACEMENT



**VP110310**

PB 379 - HOOD EXTENSION  
PANEL - FACTORY LAYOVER



**VP110301**

PB 379 - HOOD EXTENSION  
PANEL - WIDE REPLACEMENT  
- BLANK - PR



**VP110303**

PB 379 - HOOD EXTENSION  
PANEL - WIDE REPLACEMENT  
NOTCHED - BLANK - PR

## 379 HOOD EXTENSION PANELS - 6"



**VP110350**

PB 379 - HOOD EXTENSION  
PANEL - FACTORY  
REPLACEMENT



**VP110352**

PB 379 - HOOD EXTENSION  
PANEL - WIDE REPLACEMENT  
- BLANK - PR



**VP110358**

PB 379 - HOOD EXTENSION  
PANEL - WIDE REPLACEMENT  
NOTCHED - BLANK - PR

**ALL NOTCHED HOOD EXTENSION PANELS TAKE A STANDARD CAB PANEL**

**ALL WIDE HOOD EXTENSION PANELS TAKE AN EXTENDED CAB PANEL**

**TO BUILD A PANEL**

- 1 - PICK BLANK PART NUMBER**
- 2 - PICK LIGHT TYPE (REFER TO PAGE 92)**
- 3 - PICK THE NUMBER OF LIGHTS**

**EXAMPLE:**

VP110303 - WIDE REPLACEMENT NOTCHED - BLANK

4 - NUMBER OF LIGHTS

E - ELITE (A - AMBER)

**VP110303 - 4 EA VP110352 - 3 EA**





## SLEEPER PANELS - 14

### 379 SLEEPER PANELS - 4"



#### VP142004

PB SLEEPER PANELS - 1987 &  
NEWER - 379, 388, 389 - 36"/44"  
- BLANK - PR



#### VP142007

PB SLEEPER PANELS - 1987 &  
NEWER - 379, 388, 389 - 48" -  
BLANK - PR



#### VP142000

PB SLEEPER PANELS - 1987 &  
NEWER - 379, 388, 389 - 63"/72"  
- BLANK - PR



#### VP142002

PB SLEEPER PANELS - 1987 &  
NEWER - 379, 388, 389 - 70"/80"  
- BLANK - PR

### 379 SLEEPER PANELS - 6"



#### VP142050

PB SLEEPER PANELS - 1987 &  
NEWER - 379, 388, 389 - 36"/44"  
- BLANK - PR



#### VP142051

PB SLEEPER PANELS - 1987 &  
NEWER - 379, 388, 389 - 48" -  
BLANK - PR



#### VP142052

PB SLEEPER PANELS - 1987 &  
NEWER - 379, 388, 389 - 63"/72"  
- BLANK - PR




#### VP142053

PB SLEEPER PANELS - 1987 &  
NEWER - 379, 388, 389 - 70"/80"  
- BLANK - PR



**EXAMPLE**  
VP142002 - 8 RA



**EXAMPLE**  
VP142007 - 4 EA



### TO BUILD A PANEL

- 1 - PICK BLANK PART NUMBER
- 2 - PICK LIGHT TYPE (REFER TO PAGE 92)
- 3 - PICK THE NUMBER OF LIGHTS


**EXAMPLE:** VP142007 - 48" BLANK  
4 - NUMBER OF LIGHTS  
E - ELITE (A - AMBER)

**VP142007 - 4 EA**




## SLEEPER EXTENSION - 14

### 379 SLEEPER EXTENSION PANELS - 4"



**VP142101**

PB SLEEPER EXTENSION  
PANEL - 1987 & NEWER - 379,  
388, 389 - 63"/72" - BLANK




**VP142103**

PB SLEEPER EXTENSION  
PANEL - 1987 & NEWER - 379,  
388, 389 - 70"/80" - BLANK




### 379 SLEEPER EXTENSION PANELS - 6"



**VP142150**

PB SLEEPER EXTENSION  
PANEL - 1987 & NEWER - 379,  
388, 389 - 63"/72" - BLANK



**VP142151**

PB SLEEPER EXTENSION  
PANEL - 1987 & NEWER - 379,  
388, 389 - 70"/80" - BLANK



#### TO BUILD A PANEL

- 1 - PICK BLANK PART NUMBER
- 2 - PICK LIGHT TYPE (REFER TO PAGE 92)
- 3 - PICK THE NUMBER OF LIGHTS

#### EXAMPLE:

VP142101 - SLEEPER EXTENSION - BLANK

1 - NUMBER OF LIGHTS

E - ELITE (A - AMBER)

**VP142101 - 1 EA**



CAB & SLEEPER PANELS

# 384

CAB PANELS

SLEEPER PANELS

SLEEPER EXTENSIONS



---

**W I N G M A S T E R**

*Quality Stainless*  
*At A Lower Price*



CAB - 11

## 384 CAB PANELS - 4"

**VP110338**

PB CAB PANELS - 384 - STANDARD -  
BLANK - WRAP PR

## 384 CAB PANELS - 6"


**VP110252**

PB CAB PANELS - 384 -  
STANDARD - BLANK - PR

**VP110353**

PB CAB PANELS - 384 - STANDARD -  
BLANK - WRAP - PR

ADD LIGHT OPTIONS TO A PART NUMBER



### TO BUILD A PANEL

- 1 - PICK BLANK PART NUMBER
- 2 - PICK LIGHT TYPE (REFER TO PAGE 92)
- 3 - PICK THE NUMBER OF LIGHTS

**EXAMPLE:** VP110252 - CAB PANEL - BLANK  
4 - NUMBER OF LIGHTS  
E - ELITE (A - AMBER)

**VP110252 - 3 EA**





## SLEEPER PANELS - 14

### 384 SLEEPER PANELS - 4"



**VP142060**

PB SLEEPER PANELS - 384  
- 36"/44" - NOTCHED FOR  
EXHAUST - BLANK



**VP142061**

PB SLEEPER PANELS - 384 -  
48" - NOTCHED FOR EXHAUST  
- BLANK



**VP142062**

PB SLEEPER PANELS - 384  
- 63"/72" - NOTCHED FOR  
EXHAUST - BLANK



**VP142063**

PB SLEEPER PANELS - 384  
- 70"/80" - NOTCHED FOR  
EXHAUST - BLANK

### 384 SLEEPER PANELS - 6"



**VP142160**

PB SLEEPER PANELS - 384  
- 36"/44" - NOTCHED FOR  
EXHAUST - BLANK



**VP142161**

PB SLEEPER PANELS - 384 -  
48" - NOTCHED FOR EXHAUST  
- BLANK



**VP142162**

PB SLEEPER PANELS - 384  
- 63"/72" - NOTCHED FOR  
EXHAUST - BLANK



**VP142163**

PB SLEEPER PANELS - 384  
- 70"/80" - NOTCHED FOR  
EXHAUST - BLANK



**EXAMPLE**  
VP142060 - 8 RA



**EXAMPLE**  
VP142060 - 4 EA



### TO BUILD A PANEL

- 1 - PICK BLANK PART NUMBER
- 2 - PICK LIGHT TYPE (REFER TO PAGE 92)
- 3 - PICK THE NUMBER OF LIGHTS

**EXAMPLE:** VP142060 - 36"/44" BLANK  
4 - NUMBER OF LIGHTS  
E - ELITE (A - AMBER)


**VP142060 - 4 EA**






## SLEEPER EXTENSION - 14

### 384 SLEEPER EXTENSION PANELS - 4"



#### VP142101

PB SLEEPER EXTENSION  
PANEL - 1987 & NEWER - 384,  
379, 388, 389 - 63"/72" - BLANK



#### VP142103

PB SLEEPER EXTENSION  
PANEL - 1987 & NEWER - 384,  
379, 388, 389 - 70"/80" - BLANK




### 384 SLEEPER EXTENSION PANELS - 6"



#### VP142150

PB SLEEPER EXTENSION  
PANEL - 1987 & NEWER - 384,  
379, 388, 389 - 63"/72" - BLANK



#### VP142151

PB SLEEPER EXTENSION  
PANEL - 1987 & NEWER - 384,  
379, 388, 389 - 70"/80" - BLANK



### TO BUILD A PANEL

- 1 - PICK BLANK PART NUMBER
- 2 - PICK LIGHT TYPE (REFER TO PAGE 92)
- 3 - PICK THE NUMBER OF LIGHTS


#### EXAMPLE:

VP142101 - SLEEPER EXTENSION - BLANK

1 - NUMBER OF LIGHTS

E - ELITE (A - AMBER)

**VP142101 - 1 EA**



## **CAB & SLEEPER PANELS**

# **386**

**CAB PANELS**

**EXHAUST FILLER PANEL**

**SLEEPER PANELS**

**SLEEPER EXTENSIONS**



---

**W I N G M A S T E R**



CAB - 11

## 386 CAB PANELS - 2.5"

### VP110200

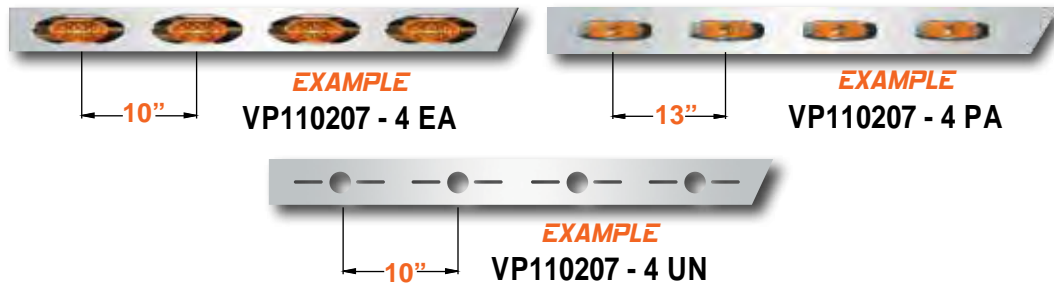
PB CAB PANELS - 2005 &  
NEWER - 386 - BLANK

## 386 EXHAUST FILLER PANEL - 2.5"

### VP110205

PB EX HAUST FILLER PANEL -  
386 - BLANK - PR

**386 PANELS ARE ONLY 2 1/2 INCHS WIDE AND CAN ONLY USE  
ELITE, PETERBILT AND UNIVERSAL CUT OUT.**



### TO BUILD A PANEL

- 1 - PICK BLANK PART NUMBER
- 2 - PICK LIGHT TYPE (REFER TO PAGE 92)
- 3 - PICK THE NUMBER OF LIGHTS

#### EXAMPLE:

VP110203 - CAB PANEL - BLANK

4 - NUMBER OF LIGHTS

E - ELITE (A - AMBER)

**VP110207 - 4 EA**



## SLEEPER PANELS - 14

**386 SLEEPER PANELS - 2.5"****VP142008**

PB SLEEPER PANELS - 1987 &  
NEWER - 386 - 36"/44" -  
BLANK - PR

**VP142009**

PB SLEEPER PANELS - 1987 &  
NEWER - 386 - 48" -  
BLANK - PR

**VP142010**

PB SLEEPER PANELS - 1987 &  
NEWER - 386 - 63"/72"/72" -  
BLANK - PR

**VP142011**

PB SLEEPER PANELS - 1987 &  
NEWER - 386 - 70"/80" -  
BLANK - PR

**386 PANELS ARE ONLY 2 1/2 INCHS WIDE AND CAN ONLY USE  
ELITE, PETERBILT AND UNIVERSAL CUT OUT.**



10"

**EXAMPLE**  
VP142010 - 5 UN



10"

**EXAMPLE**  
VP142010 - 6 PA



10"

**EXAMPLE**  
VP142009 - 4 EA

**TO BUILD A PANEL**

- 1 - PICK BLANK PART NUMBER
- 2 - PICK LIGHT TYPE (REFER TO PAGE 92)
- 3 - PICK THE NUMBER OF LIGHTS

**EXAMPLE:**

VP142009 - 63"/72" SLEEPER PANEL - BLANK

4 - NUMBER OF LIGHTS

E - ELITE (A - AMBER)

**VP142009 - 4 EA**



## SLEEPER EXTENSION - 14

### 386 SLEEPER EXTENSION PANELS - 2.5'



**VP142111**

PB SLEEPER EXTENSION  
PANEL - 1987 & NEWER - 386 -  
2.5" WIDE - 70"/80" - BLANK




**VP142112**

PB SLEEPER EXTENSION PANEL  
- 1987 & NEWER - 386 - 2.5" WIDE -  
36,48,63"/72" - BLANK



**386 PANELS ARE ONLY 2 1/2 INCHS WIDE AND CAN ONLY USE  
ELITE, PETERBILT AND UNIVERSAL CUT OUT.**



**EXAMPLE**  
VP142111-1UN



**EXAMPLE**  
VP142111-1EA



**EXAMPLE**  
VP142111-1PA

### TO BUILD A PANEL

- 1 - PICK BLANK PART NUMBER
- 2 - PICK LIGHT TYPE (REFER TO PAGE 92)
- 3 - PICK THE NUMBER OF LIGHTS

### EXAMPLE:

VP142111 - SLEEPER EXTENSION - BLANK

1 - NUMBER OF LIGHTS

E - ELITE (A - AMBER)

**VP142111 - 1 EA**





*STAINLESS SLEEPER & EXTENSION  
PANEL COVERS*



*W I N G M A S T E R*

*FIND US ON SOCIAL MEDIA  
@VCPWINGMASTER*



## SLEEPER EXTENSION - 14

### SLEEPER & EXT PANEL COVER

INTERIOR PANEL DESIGNED TO HIDE WIRING HARNESS



**VP142500**  
PB SLEEPER PANEL COVER -  
36"/44" 48" 63"/72"



**VP142503**  
PB SLEEPER & EXT PANEL  
COVER - 70"/80"



## CAB & SLEEPER PANELS

# 389



CAB PANELS  
LOWER HOOD EXTENSIONS  
SLEEPER PANELS  
SLEEPER EXTENSIONS





VU

## WINGMASTER SHOW TRUCKS



**QUALITY STAINLESS AT A LOWER PRICE**



CAB - 11

## 389 CAB PANELS - FORMED 4"

4" DRIVER SIDE - 2.25" PASSENGER SIDE  
DRIVER SIDE IS AVAILABLE IN 6"

### VP114207

PB CAB PANELS - 1987 &  
NEWER - 388, 389 - FORMED  
EXTENDED - BLANK - PR

### VP114228

PB CAB PANELS - 1987 &  
NEWER - 388, 389 - FORMED  
EXTENDED WRAP-BLANK-PR

### VP114267

PB CAB PANELS - 389 - 2010 &  
NEWER - FORMED EXTENDED  
- W / UREA SYSTEM - 2.1/4"  
PASSANGER SIDE - 4" DRIVERS  
SIDE - BLANK

## 389 CAB PANELS - FORMED 6"

### VP114251

PB CAB PANELS - 1987 &  
NEWER - 388, 389 - FORMED  
EXTENDED - BLANK - PR

### VP114253

PB CAB PANELS - 1987 &  
NEWER - 388, 389 - FORMED  
EXTENDED WRAP- BLANK - PR



EXAMPLE

VP114890 - 3 EA

10"



ELITE



RA



U

UNIVERSAL



RN

ROUND



S

SLOTTED

ADD LIGHT OPTIONS TO BLANK PART NUMBERS

### TO BUILD A PANEL

- 1 - PICK BLANK PART NUMBER
- 2 - PICK LIGHT TYPE (REFER TO PAGE 92)
- 3 - PICK THE NUMBER OF LIGHTS

### EXAMPLE:

VP110203 - STANDARD BLANK

4 - NUMBER OF LIGHTS

E - ELITE (A - AMBER)

**VP114890 - 4 EA**





CAB & HOOD EXT. PANEL - ONE PIECE - 11

## 389 ONE PIECE - NON UREA

### CAB - HOOD EXTENSION PANELS

4"



#### VP116400

PB CAB & WIDE REPLACEMENT  
PANEL - ONE PIECE - 389  
2009-2011 - NON UREA - WIDE  
REPLACEMENT DRIVERS  
SIDE - SMALL REPLACEMENT  
PASSENGERS SIDE - 4" CAB  
PANELS - BLANK

#### VP116411

PB CAB & WIDE REPLACEMENT  
PANEL - ONE PIECE - 389  
2009-2011 - NON UREA - WIDE  
REPLACEMENT DRIVERS  
SIDE - SMALL REPLACEMENT  
PASSENGERS SIDE - 4" CAB  
PANELS - WRAP - BLANK

6"



#### VP116200

PB CAB & WIDE  
REPLACEMENT PANEL - ONE  
PIECE - 389 2009-2011 - NON  
UREA - WIDE REPLACEMENT  
DRIVERS SIDE - SMALL  
REPLACEMENT PASSENGERS  
SIDE - 6" CAB PANELS - BLANK

#### VP116211

PB CAB & WIDE REPLACEMENT  
PANEL - ONE PIECE - 389  
2009-2011 - NON UREA - WIDE  
REPLACEMENT DRIVERS  
SIDE - SMALL REPLACEMENT  
PASSENGERS SIDE - 6" CAB  
PANELS - WRAP - BLANK



#### VP116420

PB CAB & WIDE REPLACEMENT PANEL BOTH  
SIDES - ONE PIECE - 389 2008 - NON UREA - 4"  
CAB PANELS - BLANK



#### VP116420-6

PB CAB & WIDE REPLACEMENT PANEL  
BOTH SIDES - ONE PIECE - 389 2008 - NON  
UREA - 6" CAB PANELS - BLANK

### TO BUILD A PANEL

- 1 - PICK BLANK PART NUMBER
- 2 - PICK LIGHT TYPE (REFER TO PAGE 92)
- 3 - PICK THE NUMBER OF LIGHTS

**EXAMPLE:** VP116400 - ONE PIECE REPLACEMENT

8 - NUMBER OF LIGHTS

E - ELITE (A - AMBER)

**VP116400 - 8 EA**



2008 - 2010 WITH CATAPILLAR ENGINES ARE WIDE PANELS ON BOTH SIDES  
2009 - 2010 WITH CUMMINS ENGINES ARE WIDE DS AND NARROW PS

## 389 ONE PIECE - UREA



### VP116421

PB CAB & WIDE REPLACEMENT PANEL  
 - ONE PIECE - 389 - 2010 & NEWER W/  
 UREA SYSTEM - WIDE REPLACEMENT  
 DRIVERS SIDE - SMALL REPLACEMENT  
 PASSENGERS SIDE - 2.1/4" CAB PANEL  
 DRIVERS SIDE - 4" CAB PANEL  
 PASSENGERS SIDE - BLANK



### VP116425

PB CAB & WIDE REPLACEMENT PANEL  
 - ONE PIECE - 389 - 2010 & NEWER W/  
 UREA SYSTEM - WIDE REPLACEMENT  
 DRIVERS SIDE - SMALL REPLACEMENT  
 PASSENGERS SIDE - 2.1/4" CAB PANEL  
 DRIVERS SIDE - 6" CAB PANEL  
 PASSENGERS SIDE - BLANK

### TO BUILD A PANEL

- 1 - PICK BLANK PART NUMBER
- 2 - PICK LIGHT TYPE (REFER TO PAGE 92)
- 3 - PICK THE NUMBER OF LIGHTS

**EXAMPLE:** VP116400 - ONE PIECE REPLACEMENT

8 - NUMBER OF LIGHTS

E - ELITE (A - AMBER)

**VP116400 - 8 EA**



2008 - 2010 WITH CATAPILLAR ENGINES ARE WIDE PANELS ON BOTH SIDES  
 2009 - 2010 WITH CUMMINS ENGINES ARE WIDE DS AND NARROW PS



## 389 ONE PIECE - FORMED - NON UREA

4"



### VP114400

PB CAB & WIDE REPLACEMENT  
PANEL - FORMED ONE PIECE  
- 389 2009-2011 - NON UREA -  
WIDE REPLACEMENT DRIVERS  
SIDE - SMALL REPLACEMENT  
PASSENGERS SIDE - 4" CAB  
PANELS - BLANK

### VP114411

PB CAB & WIDE REPLACEMENT  
PANEL - FORMED ONE PIECE  
- 389 2009-2011 - NON UREA -  
WIDE REPLACEMENT DRIVERS  
SIDE - SMALL REPLACEMENT  
PASSENGERS SIDE - 4" CAB  
PANELS - WRAP - BLANK

6"



### VP114200

PB CAB & WIDE REPLACEMENT  
PANEL - FORMED ONE PIECE  
- 389 2009-2011 - NON UREA -  
WIDE REPLACEMENT DRIVERS  
SIDE - SMALL REPLACEMENT  
PASSENGERS SIDE - 6" CAB  
PANELS - BLANK

### VP114211

PB CAB & WIDE REPLACEMENT  
PANEL - FORMED ONE PIECE  
- 389 2009-2011 - NON UREA -  
WIDE REPLACEMENT DRIVERS  
SIDE - SMALL REPLACEMENT  
PASSENGERS SIDE - 6" CAB  
PANELS - WRAP - BLANK



### VP114420

PB CAB & WIDE REPLACEMENT  
PANEL BOTH SIDES - FORMED ONE  
PIECE - 389 2008 - NON UREA - 4" CAB  
PANELS - BLANK



### VP114420-6

PB CAB & WIDE REPLACEMENT  
PANEL BOTH SIDES - FORMED ONE  
PIECE - 389 2008 - NON UREA - 6" CAB  
PANELS - BLANK

### TO BUILD A PANEL

- 1 - PICK BLANK PART NUMBER
- 2 - PICK LIGHT TYPE (REFER TO PAGE 92)
- 3 - PICK THE NUMBER OF LIGHTS

**EXAMPLE:** VP116400 - ONE PIECE REPLACEMENT


8 - NUMBER OF LIGHTS

E - ELITE (A - AMBER)

**VP116400 - 8 EA**



2008 - 2010 WITH CATAPILLAR ENGINES ARE WIDE PANELS ON BOTH SIDES  
2009 - 2010 WITH CUMMINS ENGINES ARE WIDE DS AND NARROW PS



**CAB & HOOD EXT. PANEL - ONE PIECE - 11**

## 389 ONE PIECE - FORMED - UREA

### CAB - HOOD EXTENSION PANELS



FOLLOWS CONTOUR OF THE TRUCK



#### VP114421

PB CAB & WIDE REPLACEMENT PANEL - FORMED ONE PIECE - 389 - 2010 & NEWER W/ UREA SYSTEM - WIDE REPLACEMENT DRIVERS SIDE - SMALL REPLACEMENT PASSENGERS SIDE - 2.1/4" CAB PANEL DRIVERS SIDE - 4" CAB PANEL PASSENGERS SIDE - BLANK



#### VP114422

PB CAB & WIDE REPLACEMENT PANEL - FORMED - ONE PIECE - 388, 389 - 2010 & NEWER W/ UREA SYSTEM - WIDE REPLACEMENT DRIVERS SIDE - SMALL REPLACEMENT PASSENGERS SIDE - 4" CAB PANEL DRIVERS SIDE - 2.1/4" CAB PANEL PASSENGERS SIDE - WRAPPED - BLANK



#### VP114425

PB CAB & WIDE REPLACEMENT PANEL - FORMED ONE PIECE - 389 - 2010 & NEWER W/ UREA SYSTEM - WIDE REPLACEMENT DRIVERS SIDE - SMALL REPLACEMENT PASSENGERS SIDE - 2.1/4" CAB PANEL DRIVERS SIDE - 6" CAB PANEL PASSENGERS SIDE - BLANK



#### VP114426

PB CAB & WIDE REPLACEMENT PANEL - FORMED - ONE PIECE - 388, 389 - 2014 & NEWER W/ UREA SYSTEM AND DYNAFLEX KIT - WIDE REPLACEMENT DRIVERS SIDE - SMALL REPLACEMENT PASSENGERS SIDE - 4" CAB PANEL DRIVERS SIDE - 2.1/4" CAB PANEL PASSENGERS SIDE - BLANK



#### VP114427

PB CAB & WIDE REPLACEMENT PANEL - FORMED - ONE PIECE - 388, 389 - 2014 & NEWER W/ UREA SYSTEM AND DYNAFLEX KIT - WIDE REPLACEMENT DRIVERS SIDE - SMALL REPLACEMENT PASSENGERS SIDE - 4" CAB PANEL DRIVERS SIDE - 2.1/4" CAB PANEL PASSENGERS SIDE - WRAPPED - BLANK

#### TO BUILD A PANEL

- 1 - PICK BLANK PART NUMBER
- 2 - PICK LIGHT TYPE (REFER TO PAGE 92)
- 3 - PICK THE NUMBER OF LIGHTS

EXAMPLE: VP114400 - ONE PIECE REPLACEMENT

E - ELITE (A - AMBER)

VP114400 - 7 EA



2008 - 2010 WITH CATAPILLAR ENGINES ARE WIDE PANELS ON BOTH SIDES  
2009 - 2010 WITH CUMMINS ENGINES ARE WIDE DS AND NARROW PS



CAB - 11

## 389 CAB PANELS - 4"

### VP110203

PB CAB PANELS - 1987 &  
NEWER - 379, 388, 389 -  
STANDARD - BLANK - PR

### VP110207

PB CAB PANELS - 1987 &  
NEWER - 379, 388, 389 -  
EXTENDED - BLANK - PR

### VP110227

PB CAB PANELS - 1987 &  
NEWER - 379, 388, 389 -  
STANDARD WRAP - BLANK - PR

PB CAB PANELS - 1987  
& NEWER - 379, 388, 389 -  
EXTENDED WRAP - BLANK - PR

## 389 CAB PANELS - 6"

### VP110250

PB CAB PANELS - 1987 &  
NEWER - 379, 388, 389 -  
STANDARD - BLANK - PR

### VP110251

PB CAB PANELS - 1987 &  
NEWER - 379, 388, 389 -  
EXTENDED - BLANK - PR

### VP110254

PB CAB PANELS - 1987 &  
NEWER - 379, 388, 389 -  
EXTENDED WRAP - BLANK - PR

### VP110253

PB CAB PANELS - 1987 &  
NEWER - 379, 388, 389 -  
STANDARD WRAP - BLANK - PR

ADD LIGHT OPTIONS TO BLANK PART NUMBERS



ELITE



RA



U

UNIVERSAL



RN

ROUND



S

SLOTTED

TO BUILD A PANEL

- 1 - PICK BLANK PART NUMBER
- 2 - PICK LIGHT TYPE (REFER TO PAGE 92)
- 3 - PICK THE NUMBER OF LIGHTS

EXAMPLE:

VP110203 - STANDARD BLANK

4 - NUMBER OF LIGHTS

E - ELITE (A - AMBER)

**VP110203 - 4 EA**





## 389 CAB PANELS

### NON UREA

#### VP113890

PB CAB PANELS - 1987 & NEWER - 389 - STANDARD - BLANK - PR - 44.38" LONG

#### VP113891

PB CAB PANELS - 1987 & NEWER - 389 - STANDARD WRAP - BLANK - PR

### UREA

#### VP110263

PB CAB PANELS - 388,389 - 2010 & NEWER - STANDARD - W / UREA SYSTEM - 2.1/4" PASSENGER SIDE - 4" DRIVERS SIDE - BLANK

#### VP110264


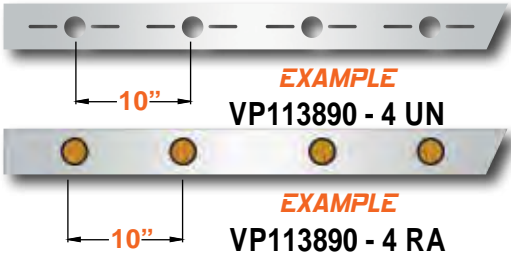
PB CAB PANELS - 388,389 - 2010 & NEWER - WRAP - W / UREA SYSTEM - 2.1/4" PASSENGER SIDE - 4" DRIVERS SIDE - BLANK

4" DRIVER SIDE - 2.25" PASSENGER SIDE  
DRIVER SIDE IS AVAILABLE IN 6"

#### VP110267

PB CAB PANELS - 389 - 2010 & NEWER - EXTENDED - W / UREA SYSTEM - 2.1/4" PASSENGER SIDE - 4" DRIVERS SIDE - BLANK

### ADD LIGHT OPTIONS TO BLANK PART NUMBERS



ELITE



RA



U

UNIVERSAL



RN

ROUND



S

SLOTTED

### TO BUILD A PANEL

- 1 - PICK BLANK PART NUMBER
- 2 - PICK LIGHT TYPE (REFER TO PAGE 92)
- 3 - PICK THE NUMBER OF LIGHTS

#### EXAMPLE:

VP110203 - STANDARD BLANK

4 - NUMBER OF LIGHTS

E - ELITE (A - AMBER)

**VP113890 - 4 EA**



## SLEEPER PANELS - 14

### 389 SLEEPER PANELS - 4"



#### VP142004

PB SLEEPER PANELS - 1987 &  
NEWER - 379, 388, 389 - 36"/44"  
- BLANK - PR



#### VP142007

PB SLEEPER PANELS - 1987 &  
NEWER - 379, 388, 389 - 48" -  
BLANK - PR



#### VP142000

PB SLEEPER PANELS - 1987 &  
NEWER - 379, 388, 389 - 63"/72"  
- BLANK - PR



#### VP142002

PB SLEEPER PANELS - 1987 &  
NEWER - 379, 388, 389 - 70"/80"  
- BLANK - PR

### 389 SLEEPER PANELS - 6"



#### VP142050

PB SLEEPER PANELS - 1987 &  
NEWER - 379, 388, 389 - 36"/44"  
- BLANK - PR



#### VP142051

PB SLEEPER PANELS - 1987 &  
NEWER - 379, 388, 389 - 48" -  
BLANK - PR



#### VP142052

PB SLEEPER PANELS - 1987 &  
NEWER - 379, 388, 389 - 63"/72"  
- BLANK - PR



#### VP142053

PB SLEEPER PANELS - 1987 &  
NEWER - 379, 388, 389 - 70"/80"  
- BLANK - PR



**EXAMPLE**  
VP142002 - 8 RA



**EXAMPLE**  
VP142007 - 4 EA

### TO BUILD A PANEL

- 1 - PICK BLANK PART NUMBER
- 2 - PICK LIGHT TYPE (REFER TO PAGE 92)
- 3 - PICK THE NUMBER OF LIGHTS


#### EXAMPLE:

VP142007 - 48" BLANK

4 - NUMBER OF LIGHTS

E - ELITE (A - AMBER)

**VP142007 - 4 EA**



**CAB - 11**

## 389 HOOD EXTENSION PANELS - 4"




**VP110313**

PB 389 - HOOD EXTENSION  
PANEL - FACTORY  
REPLACEMENT



**VP110314**

PB 389 - HOOD EXTENSION  
PANEL - FACTORY LAYOVER



**VP110308**

PB 389 - HOOD EXTENSION  
PANEL - WIDE REPLACEMENT  
- BLANK - PR



**VP110309**

PB 389 - HOOD EXTENSION  
PANEL - WIDE REPLACEMENT  
NOTCHED - BLANK - PR



**VP110311**

PB 389 - HOOD EXTENSION  
PANEL - WIDE REPLACEMENT  
- BLANK - W/UREA - PR



**VP110312**

PB 389 - HOOD EXTENSION PANEL  
- WIDE REPLACEMENT NOTCHED -  
BLANK - W/UREA - PR

## 389 HOOD EXTENSION PANELS - 6"



**VP110364**

PB 389 - HOOD EXTENSION  
PANEL - FACTORY  
REPLACEMENT



**VP110366**

PB 389 - HOOD EXTENSION  
PANEL - WIDE REPLACEMENT  
- BLANK - PR



**VP110367**

PB 389 - HOOD EXTENSION  
PANEL - WIDE REPLACEMENT  
NOTCHED - BLANK - PR



CAB - 11

## 389 HOOD EXTENSION PANELS - 4"



**VP110307**

PB 389 - HOOD EXTENSION  
PANEL - WIDE REPLACEMENT  
- BLANK - W/PICKETT  
EXHAUST ELBOWS - PR



**VP110397**

PB 389 - HOOD EXTENSION  
PANEL - WIDE REPLACEMENT  
- NOTCHED- BLANK - W/  
PICKETT EXHAUST ELBOWS  
- PR

## 389 HOOD EXTENSION PANELS - 6"



**VP110379**

PB 389 - HOOD EXTENSION  
PANEL - WIDE REPLACEMENT  
- BLANK - W/PICKETT  
EXHAUST ELBOWS - PR



**VP110398**

PB 389 - HOOD EXTENSION  
PANEL - WIDE REPLACEMENT  
- NOTCHED- BLANK - W/  
PICKETT EXHAUST ELBOWS  
- PR

### TO BUILD A PANEL

- 1 - PICK BLANK PART NUMBER
- 2 - PICK LIGHT TYPE (REFER TO PAGE 92)
- 3 - PICK THE NUMBER OF LIGHTS


### EXAMPLE:

VP110307 - WIDE REPLACEMENT - BLANK

3 - NUMBER OF LIGHTS

E - ELITE (A - AMBER)

**VP110307 - 3 EA**



CAB - 11

## 388 CAB PANEL - UREA - 4"

**VP110229**

2012 AND NEWER 388 W/UREA  
WITH VERTICAL EXHAUST  
PASS 35" DRIVER 40"

## 388 HOOD EXTENSION PANELS - UREA - 6"



**VP110391**

PB 388 - HOOD EXTENSION  
PANELS - NOTCHED - WIDE  
REPLACEMENT - BLANK - PR

**FIND US ON SOCIAL MEDIA**  
**@VCPWINGMASTER**






## SLEEPER EXTENSION - 14

### 389 SLEEPER EXTENSION PANELS - 4"



#### VP142101

PB SLEEPER EXTENSION  
PANEL - 1987 & NEWER - 379,  
388, 389 - 63"/72" - BLANK




#### VP142103

PB SLEEPER EXTENSION  
PANEL - 1987 & NEWER - 379,  
388, 389 - 70"/80" - BLANK




### 389 SLEEPER EXTENSION PANELS - 6"



#### VP142150

PB SLEEPER EXTENSION  
PANEL - 1987 & NEWER - 379,  
388, 389 - 63"/72" - BLANK



#### VP142151

PB SLEEPER EXTENSION  
PANEL - 1987 & NEWER - 379,  
388, 389 - 70"/80" - BLANK



#### TO BUILD A PANEL

- 1 - PICK BLANK PART NUMBER
- 2 - PICK LIGHT TYPE (REFER TO PAGE 92)
- 3 - PICK THE NUMBER OF LIGHTS

#### EXAMPLE:

VP142101 - SLEEPER EXTENSION - BLANK

1 - NUMBER OF LIGHTS

E - ELITE (A - AMBER)

**VP142101 - 1 EA**



### KITS - 379, 389 NO UREA

#### STANDARD CAB PANEL & 36"/44", 48" SLEEPER PANEL

#### 4PC. KIT 379, 388, 389 NO UREA - 36"/44" SLEEPER

KIT NUMBER	COMBINATION	SPACING	INDIVIDUAL PART NUMBERS
<b>STANDARD LIGHT COMBINATIONS</b>			
VP01XX36	BLANK		VP110203,VP142004
VP01CCEA36	3/3 EA	13"/10"	VP110203-3EA,VP142004-3EA
VP01CCECA36	3/3 ECA	13"/10"	VP110203-3ECA,VP142004-3ECA
VP01CCSA36	3/3 SA	13"/10"	VP110203-3SA,VP142004-3SA
VP01CCSCA36	3/3 SCA	13"/10"	VP110203-3SCA,VP142004-3SCA
VP01CCPA36	3/3 PA	13"/10"	VP110203-3PA,VP142004-3PA
VP01DCEA36	4/3 EA	10"	VP110203-4EA,VP142004-3EA
VP01DCECA36	4/3 ECA	10"	VP110203-4ECA,VP142004-3ECA
VP01DCPA36	4/3 PA	10"	VP110203-4PA,VP142004-3PA
<b>MINI LIGHT COMBINATIONS</b>			
VP01DCEMA36	4/3 EMA	10"	VP110203-4EMA,VP142004-3EMA
VP01DCEMCA36	4/3 EMCA	10"	VP110203-4EMCA,VP142004-3EMCA
VP01DCRA36	4/3 RA	10"	VP110203-4RA,VP142004-3RA
VP01DCRCA36	4/3 RCA	10"	VP110203-4RCA,VP142004-3RCA
VP01FDEMA36	6/4 EMA	7"	VP110203-6EMA,VP142004-4EMA
VP01FDEMCA36	6/4 EMCA	7"	VP110203-6EMCA,VP142004-4EMCA
VP01FDRA36	6/4 RA	7"	VP110203-6RA,VP142004-4RA
VP01FDRCA36	6/4 RCA	7"	VP110203-6RCA,VP142004-4RCA




W/4EA



W/3EA

**VPO1DCEA36**



W/4EMA



W/3EMA

**VPO1DCEMA36**



W/6EMA



W/4EMA

**VPO1FDEMA36**

#### 4PC. KIT 379, 389 NO UREA - 48" SLEEPER

KIT NUMBER	COMBINATION	SPACING	INDIVIDUAL PART NUMBERS
<b>STANDARD LIGHT COMBINATIONS</b>			
VP01XX48	BLANK		VP110203,VP142007
VP01CCEA48	3/3 EA	13"	VP110203-3EA,VP142007-3EA
VP01CCECA48	3/3 ECA	13"	VP110203-3ECA,VP142007-3ECA
VP01CCSA48	3/3 SA	13"	VP110203-3SA,VP142007-3SA
VP01CCSCA48	3/3 SCA	13"	VP110203-3SCA,VP142007-3SCA
VP01CCPA48	3/3 PA	13"	VP110203-3PA,VP142007-3PA
VP01DDEA48	4/4 EA	10"	VP110203-4EA,VP142007-4EA
VP01DDECA48	4/4 ECA	10"	VP110203-4ECA,VP142007-4ECA
VP01DDPA48	4/4 PA	10"	VP110203-4PA,VP142007-4PA
<b>MINI LIGHT COMBINATIONS</b>			
VP01DDEMA48	4/4 EMA	10"	VP110203-4EMA,VP142007-4EMA
VP01DDEMCA48	4/4 EMCA	10"	VP110203-4EMCA,VP142007-4EMCA
VP01DDRA48	4/4 RA	10"	VP110203-4RA,VP142007-4RA
VP01DDRCA48	4/4 RCA	10"	VP110203-4RCA,VP142007-4RCA
VP01EEEMA48	5/5 EMA	8"	VP110203-5EMA,VP142007-5EMA
VP01EEEMCA48	5/5 EMCA	8"	VP110203-5EMCA,VP142007-5EMCA
VP01EERA48	5/5 RA	8"	VP110203-5RA,VP142007-5RA
VP01EERCA48	5/5 RCA	8"	VP110203-5RCA,VP142007-5RCA
VP01FFEMA48	6/6 EMA	7"	VP110203-6EMA,VP142007-6EMA
VP01FFEMCA48	6/6 EMCA	7"	VP110203-6EMCA,VP142007-6EMCA
VP01FFRA48	6/6 RA	7"	VP110203-6RA,VP142007-6RA
VP01FFRCA48	6/6 RCA	7"	VP110203-6RCA,VP142007-6RCA



W/3EA




W/3EA

**VPO1CCEA48**



W/4EA



W/4EA

**VPO1DDEA48**



W/4EMA



W/4EMA

**VPO1DDEMA48**



W/5EMA



W/5EMA

**VPO1EEEMA48**

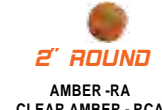


W/6EMA



W/6EMA

**VPO1FFEMA48**



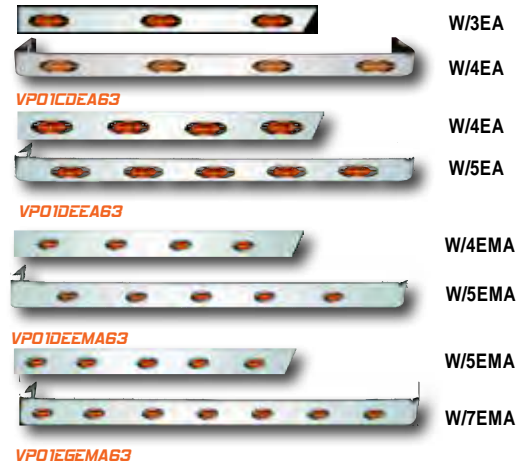
## CAB - 11

# KITS - 379, 388, 389 NO UREA

## STANDARD CAB PANEL & 63"/72", 70"/80" SLEEPER PANEL

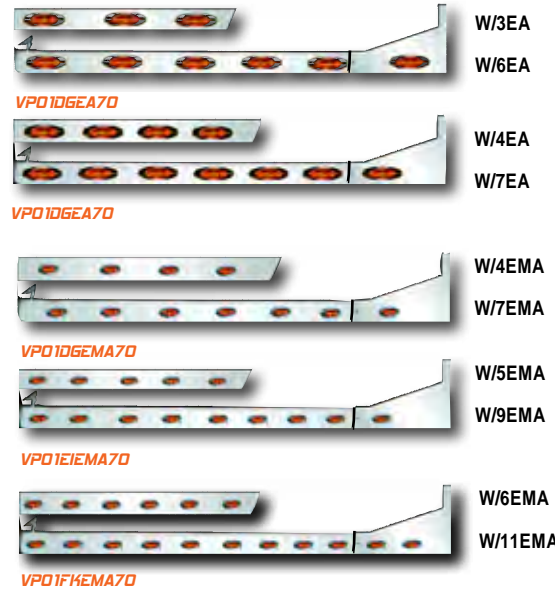
### 4PC. KIT 379, 388, 389 NO UREA - 63" /72" SLEEPER

KIT NUMBER	COMBINATION	SPACING	INDIVIDUAL PART NUMBERS
<b>STANDARD LIGHT COMBINATIONS</b>			
VP01XX63	BLANK		VP110203,VP142000
VP01CDEA63	3/4 EA	13"	VP110203-3EA,VP142000-4EA
VP01CDECA63	3/4 ECA	13"	VP110203-3ECA,VP142000-4ECA
VP01CDSA63	3/4 SA	13"	VP110203-3SA,VP142000-4SA
VP01CDSCA63	3/4 SCA	13"	VP110203-3SCA,VP142000-4SCA
VP01CDPA63	3/4 PA	13"	VP110203-3PA,VP142000-4PA
VP01DEEA63	4/5 EA	10"	VP110203-4EA,VP142000-5EA
VP01DEECA63	4/5 ECA	10"	VP110203-4ECA,VP142000-5ECA
VP01DEPA63	4/5 PA	10"	VP110203-4PA,VP142000-5PA
<b>MINI LIGHT COMBINATIONS</b>			
VP01DEEMA63	4/5 EMA	10"	VP110203-4EMA,VP142000-5EMA
VP01DEEMCA63	4/5 EMCA	10"	VP110203-4EMCA,VP142000-5EMCA
VP01DERA63	4/5 RA	10"	VP110203-4RA,VP142000-5RA
VP01DERCA63	4/5 RCA	10"	VP110203-4RCA,VP142000-5RCA
VP01EGEMA63	5/7 EMA	8"	VP110203-5EMA,VP142000-7EMA
VP01EGEMCA63	5/7 EMCA	8"	VP110203-5EMCA,VP142000-7EMCA
VP01EGRA63	5/7 RA	8"	VP110203-5RA,VP142000-7RA
VP01EGRCA63	5/7 RCA	8"	VP110203-5RCA,VP142000-7RCA
VP01FHEMA63	6/8 EMA	7"	VP110203-6EMA,VP142000-8EMA
VP01FHEMCA63	6/8 EMCA	7"	VP110203-6EMCA,VP142000-8EMCA
VP01FHRA63	6/8 RA	7"	VP110203-6RA,VP142000-8RA
VP01FHRCA63	6/8 RCA	7"	VP110203-6RCA,VP142000-8RCA



### 6PC. KIT 379, 388, 389 NO UREA - 70" SLEEPER W/EXTENSION

KIT NUMBER	COMBINATION	SPACING	INDIVIDUAL PART NUMBERS
<b>STANDARD LIGHT COMBINATIONS</b>			
VP01XX70	BLANK		VP110203,VP142002,VP142103
VP01CFEA70	3/5/1 EA	13"	VP110203-3EA,VP142002-5EA,VP142103-1EA
VP01CFECA70	3/5/1 ECA	13"	VP110203-3ECA,VP142002-5ECA,VP142103-1ECA
VP01CFSA70	3/5/1 SA	13"	VP110203-3SA,VP142002-5SA,VP142103-1SA
VP01CFSCA70	3/5/1 SCA	13"	VP110203-3SCA,VP142002-5SCA,VP142103-1SCA
VP01CFPA70	3/5/1 PA	13"	VP110203-3PA,VP142002-5PA,VP142103-1PA
VP01DGEA70	4/6/1 EA	10"	VP110203-4EA,VP142002-6EA,VP142103-1EA
VP01DGECA70	4/6/1 ECA	10"	VP110203-4ECA,VP142002-6ECA,VP142103-1ECA
VP01DGPA70	4/6/1 PA	10"	VP110203-4PA,VP142002-6PA,VP142103-1PA
<b>MINI LIGHT COMBINATIONS</b>			
VP01DGEMA70	4/6,1 EMA	10"	VP110203-4EMA,VP142002-6EMA,VP142103-1EMA
VP01DGEMCA70	4/6/1 EMCA	10"	VP110203-4EMCA,VP142002-6EMCA,VP142103-1EMCA
VP01DGRA70	4/6/1 RA	10"	VP110203-4RA,VP142002-6RA,VP142103-1RA
VP01DGRCA70	4/6/1 RCA	10"	VP110203-4RCA,VP142002-6RCA,VP142103-1RCA
VP01EIEA70	5/8/1 EMA	8"	VP110203-5EMA,VP142002-8EMA,VP142103-1EMA
VP01EIECA70	5/8/1 EMCA	8"	VP110203-5EMCA,VP142002-8EMCA,VP142103-1EMCA
VP01EIRA70	5/8/1 RA	8"	VP110203-5RA,VP142002-8RA,VP142103-1RA
VP01EIRCA70	5/8/1 RCA	8"	VP110203-5RCA,VP142002-8RCA,VP142103-1RCA
VP01FKEMA70	6/9/2 EMA	7"	VP110203-6EMA,VP142002-9EMA,VP142103-2EMA
VP01FKEMCA70	6/9/2 EMCA	7"	VP110203-6EMCA,VP142002-9EMCA,VP142103-2EMCA
VP01FKRA70	6/9/2 RA	7"	VP110203-6RA,VP142002-9RA,VP142103-2RA
VP01FKRCA70	6/9/2 RCA	7"	VP110203-6RCA,VP142002-9RCA,VP142103-2RCA






## KITS - 389 W/UREA SYSTEM

### STANDARD CAB PANEL & 36", 48" SLEEPER PANEL


#### 4PC. KIT 389 W/UREA\* - 36" SLEEPER

KIT NUMBER	COMBINATION	SPACING	INDIVIDUAL PART NUMBERSA
<b>STANDARD LIGHT COMBINATIONS</b>			
VP02XX36	BLANK		VP110263,VP142004
VP02CCEA36	3/3 EA	13"/10"	VP110263-3EA,VP142004-3EA
VP02CCECA36	3/3 ECA	13"/10"	VP110263-3ECA,VP142004-3ECA
VP02CCSA36	3/3 SA	13"/10"	VP110263-3SA,VP142004-3SA
VP02CCSCA36	3/3 SCA	13"/10"	VP110263-3SCA,VP142004-3SCA
VP02CCPA36	3/3 PA	13"/10"	VP110263-3PA,VP142004-3PA
VP02DCEA36	4/3 EA	10"	VP110263-4EA,VP142004-3EA
VP02DCECA36	4/3 ECA	10"	VP110263-4ECA,VP142004-3ECA
VP02DCPA36	4/3 PA	10"	VP110263-4PA,VP142004-3PA
<b>MINI LIGHT COMBINATIONS</b>			
VP02DCEMA36	4/3 EMA	10"	VP110263-4EMA,VP142004-3EMA
VP02DCEMCA36	4/3 EMCA	10"	VP110263-4EMCA,VP142004-3EMCA
VP02FDEMA36	6/4 EMA	7"	VP110263-6EMA,VP142004-4EMA
VP02FDEMCA36	6/4 EMCA	7"	VP110263-6EMCA,VP142004-4EMCA



#### 4PC. KIT 389 W/UREA\* - 48" SLEEPER

KIT NUMBER	COMBINATION	SPACING	INDIVIDUAL PART NUMBERS
<b>STANDARD LIGHT COMBINATIONS</b>			
VP02XX48	BLANK		VP110263,VP142007
VP02CCEA48	3/3 EA	13"	VP110263-3EA,VP142007-3EA
VP02CCECA48	3/3 ECA	13"	VP110263-3ECA,VP142007-3ECA
VP02CCSA48	3/3 SA	13"	VP110263-3SA,VP142007-3SA
VP02CCSCA48	3/3 SCA	13"	VP110263-3SCA,VP142007-3SCA
VP02CCPA48	3/3 PA	13"	VP110263-3PA,VP142007-3PA
VP02DDEA48	4/4 EA	10"	VP110263-4EA,VP142007-4EA
VP02DDECA48	4/4 ECA	10"	VP110263-4ECA,VP142007-4ECA
VP02DDPA48	4/4 PA	10"	VP110263-4PA,VP142007-4PA
<b>MINI LIGHT COMBINATIONS</b>			
VP02DDEMA48	4/4 EMA	10"	VP110263-4EMA,VP142007-4EMA
VP02DDEMCA48	4/4 EMCA	10"	VP110263-4EMCA,VP142007-4EMCA
VP02EEEMA48	5/5 EMA	8"	VP110263-5EMA,VP142007-5EMA
VP02EEEMCA48	5/5 EMCA	8"	VP110263-5EMCA,VP142007-5EMCA
VP02EERA48	5/5 RA	8"	VP110263-5RA,VP142007-5RA
VP02FFEMA48	6/6 EMA	7"	VP110263-6EMA,VP142007-6EMA
VP02FFEMCA48	6/6 EMCA	7"	VP110263-6EMCA,VP142007-6EMCA



\* ALL UREA KITS HAVE 2 1/2" CAB PANELS ON PASSENGER SIDE  
2" ROUND LIGHTS ARE NOT AVAILABLE

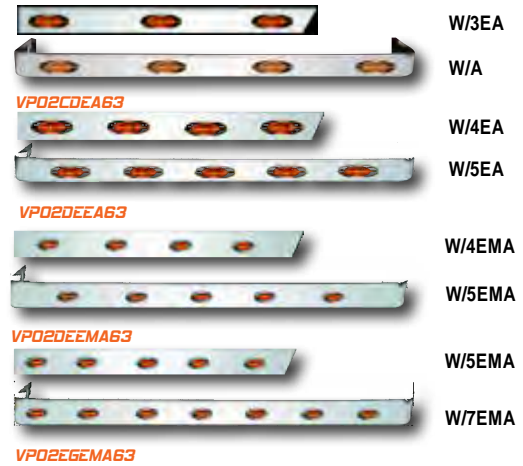


## KITS - 389 W/UREA SYSTEM

### STANDARD CAB PANEL & 63"/72", 70" SLEEPER PANEL

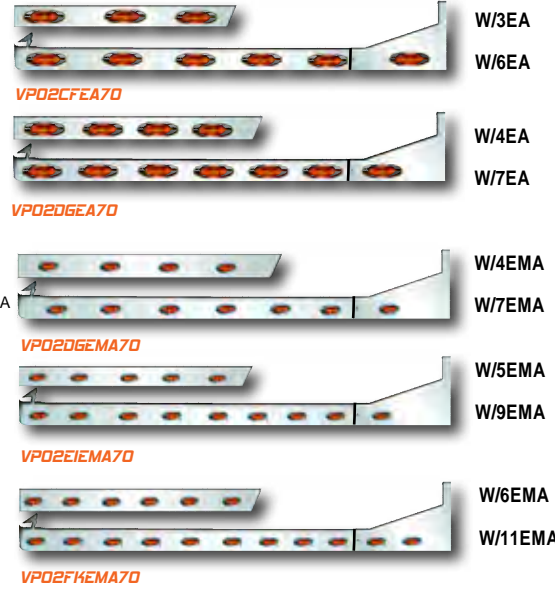
#### 4PC. KIT 389 W/UREA - 63' /72' SLEEPER

KIT NUMBER	COMBINATION	SPACING	INDIVIDUAL PART NUMBERS
<b>STANDARD LIGHT COMBINATIONS</b>			
VP02XX63	BLANK		VP110263,VP142000
VP02CDEA63	3/4 EA	13"	VP110263-3EA,VP142000-4EA
VP02CDECA63	3/4 ECA	13"	VP110263-3ECA,VP142000-4ECA
VP02CDSA63	3/4 SA	13"	VP110263-3SA,VP142000-4SA
VP02CDSCA63	3/4 SCA	13"	VP110263-3SCA,VP142000-4SCA
VP02CDPA63	3/4 PA	13"	VP110263-3PA,VP142000-4PA
VP02DEEA63	4/5 EA	10'	VP110263-4EA,VP142000-5EA
VP02DEECA63	4/5 ECA	10'	VP110263-4ECA,VP142000-5ECA
VP02DEPA63	4/5 PA	10'	VP110263-4PA,VP142000-5PA
<b>MINI LIGHT COMBINATIONS</b>			
VP02DEEMA63	4/5 EMA	10'	VP110263-4EMA,VP142000-5EMA
VP02DEEMCA63	4/5 EMCA	10'	VP110263-4EMCA,VP142000-5EMCA
VP02EGEMA63	5/7 EMA	8"	VP110263-5EMA,VP142000-7EMA
VP02EGEMCA63	5/7 EMCA	8"	VP110263-5EMCA,VP142000-7EMCA
VP02FHEMA63	6/8 EMA	7"	VP110263-6EMA,VP142000-8EMA
VP02FHEMCA63	6/8 EMCA	7"	VP110263-6EMCA,VP142000-8EMCA



#### 6PC. KIT 389 W/UREA - 70' SLEEPER W/EXTENSION

KIT NUMBER	COMBINATION	SPACING	INDIVIDUAL PART NUMBERS
<b>STANDARD LIGHT COMBINATIONS</b>			
VP02XX70	BLANK		VP110263,VP142002,VP142103
VP02CFEA70	3/5/1 EA	13"	VP110263-3EA,VP142002-5EA,VP142103-1EA
VP02CFECA70	3/5/1 ECA	13"	VP110263-3ECA,VP142002-5ECA,VP142103-1ECA
VP02CFSA70	3/5/1 SA	13"	VP110263-3SA,VP142002-5SA,VP142103-1SA
VP02CFSCA70	3/5/1 SCA	13"	VP110263-3SCA,VP142002-5SCA,VP142103-1SCA
VP02CFPA70	3/5/1 PA	13"	VP110263-3PA,VP142002-5PA,VP142103-1PA
VP02DGEA70	4/6/1 EA	10'	VP110263-4EA,VP142002-6EA,VP142103-1EA
VP02DGECA70	4/6/1 ECA	10'	VP110263-4ECA,VP142002-6ECA,VP142103-1ECA
VP02DGPA70	4/6/1 PA	10'	VP110263-4PA,VP142002-6PA,VP142103-1PA
<b>MINI LIGHT COMBINATIONS</b>			
VP02DGEMA70	4/6,1 EMA	10'	VP110263-4EMA,VP142002-6EMA,VP142103-1EMA
VP02DGEMCA70	4/6/1 EMCA	10'	VP110263-4EMCA,VP142002-6EMCA,VP142103-1EMCA
VP02EIEMA70	5/8/1 EMA	8"	VP110263-5EMA,VP142002-8EMA,VP142103-1EMA
VP02EIEMCA70	5/8/1 EMCA	8"	VP110263-5EMCA,VP142002-8EMCA,VP142103-1EMCA
VP02FKEMA70	6/9/2 EMA	7"	VP110263-6EMA,VP142002-9EMA,VP142103-2EMA
VP02FKEMCA70	6/9/2 EMCA	7"	VP110263-6EMCA,VP142002-9EMCA,VP142103-2EMCA



\* ALL UREA KITS HAVE 2 1/2' CAB PANELS ON PASSENGER SIDE  
2" ROUND LIGHTS ARE NOT AVAILABLE





# 567

**CAB PANELS**  
**SLEEPER & EXT PANEL**



## CAB PANEL



**VP110277**

PB CAB PANELS - 567 - BLANK

## SLEEPER PANELS



**VP140283**

PB SLEEPER PANELS -  
567 - 80" - BLANK W/REAR  
EXHAUST

### TO BUILD A PANEL

- 1 - PICK BLANK PART NUMBER
- 2 - PICK LIGHT TYPE (REFER TO PAGE 92)
- 3 - PICK THE NUMBER OF LIGHTS



**VP142079**

PB SLEEPER PANELS - 579 - 80" -  
EXHAUST BEHIND SLEEPER


### EXAMPLE:

VP110271 - CAB PANEL - BLANK

4 - NUMBER OF LIGHTS

E - ELITE (A - AMBER)

**VP110271 - 4 EMA**



## HOOD EXTENSION PANELS



**VP110401**  
PB 567 - HOOD EXTENSION  
PANEL - FILLER PANEL



**VP110402**  
PB 567 - HOOD EXTENSION  
PANEL - FACTORY LAYOVER



**VP110403**  
PB 567 - HOOD  
EXTENSION PANEL - WIDE  
REPLACEMENT - BLANK - PR





---

*W I N G M A S T E R*


*FIND US ON SOCIAL MEDIA*  
*@VCPWINGMASTER*





# 579

## CAB PANELS SLEEPER & EXT PANEL





## CAB PANEL & SLEEPER EXT. - 11 & 14

### CAB PANEL

#### VP110270

PB CAB PANELS - 579 - BLANK - 2 PCS

#### VP110271

PB CAB PANELS - 579 - BLANK  
W/HEATER PLUG HOLE - 2 PCS

#### VP110276

PB CAB PANELS - 579 - BLANK -  
SHORT HOOD - 2016

#### VP110272

PB CAB PANELS - 579 DAY  
CAB OR VERT EXHAUST-  
BLANK - 2 PCS

#### VP110273

PB CAB PANELS - 579 DAY CAB OR  
VERT EXHAUST-BLANK W/HEATER  
PLUG HOLE - 2 PCS

### SLEEPER PANELS

#### VP142075

PB SLEEPER PANELS - 579  
- 36"/44" - EXHAUST BEHIND  
SLEEPER

#### VP142077

PB SLEEPER PANELS - 579 -  
63"/72" - BLANK

#### VP142078

PB SLEEPER PANELS - 579  
- 80" - BLANK W/FRONT  
EXHAUST

#### TO BUILD A PANEL

- 1 - PICK BLANK PART NUMBER
- 2 - PICK LIGHT TYPE (REFER TO PAGE 92)
- 3 - PICK THE NUMBER OF LIGHTS


#### VP142079

PB SLEEPER PANELS - 579 - 80" -  
EXHAUST BEHIND SLEEPER

#### EXAMPLE:

VP110271 - CAB PANEL - BLANK  
4 - NUMBER OF LIGHTS  
E - ELITE (A - AMBER)

**VP110271 - 4 EMA**



**AIR CLEANER LIGHT BOXES**

**NEW ELITE MINI LIGHTS**



**ELITE MINI VU899-1L**

**AVAILABLE IN AIR CLEANER LIGHT BOXES AS  
WELL AS CAB & SLEEPER PANELS**



CAB - 11

## AIR CLEANER LIGHT BOXES - VORTOX



**VP110109**

PB - AIR CLEANER LIGHTS - BLANK - 377, 378, 379 - 1987 & NEWER - PR - VORTOX - FRONT



26.5"

**VP113108**

PB - AIR CLEANER LIGHTS - REAR - BLANK - 377, 378, 379 - 1987 & NEWER - PR - VORTOX - REAR

### TO BUILD A LIGHT BOX

- 1 - PICK BLANK PART NUMBER
- 2 - PICK LIGHT TYPE (REFER TO PAGE 92)
- 3 - PICK THE NUMBER OF LIGHTS

### EXAMPLE:



**VP110109-8RA**

PB - AIR CLEANER LIGHTS - 8 ROUND AMBERS - 377, 378, 379 - 1987 & NEWER - PR - VORTOX



**VHMS3007**

1 - PACCAR - FEMALE 2 - PACCAR - MALE  
- FOR CONNECTING FRONT & REAR AIR CLEANER LIGHTS



**CAB - 11**

## **AIR CLEANER LIGHT BOXES - DONALDSON**




**VP112109**

PB - AIR CLEANER LIGHTS - BLANK  
- 388, 389 - 2007 & NEWER - PR -  
DONALDSON/PREMIUM - FRONT



**VP113109**

PB - AIR CLEANER LIGHTS - BLANK -  
REAR - 388, 389 - 2007 & NEWER - PR  
- DONALDSON/PREMIUM - REAR



**VP112109-6RA**

### **TO BUILD A LIGHT BOX**

- 1 - PICK BLANK PART NUMBER**
- 2 - PICK LIGHT TYPE (REFER TO PAGE 92)**
- 3 - PICK THE NUMBER OF LIGHTS**

### **EXAMPLE:**



**VP112109-7RA**

PB - AIR CLEANER LIGHTS - 8 ROUND  
AMBERS - 388, 389 - 2007 & NEWER - PR -  
DONALDSON/PREMIUM



**VHMS3007**

1 - PACCAR - FEMALE 2 - PACCAR - MALE  
- FOR CONNECTING FRONT & REAR AIR  
CLEANER LIGHTS



## AIR CLEANER LIGHTS



### VP112118

PB - AIR CLEANER LIGHTS - BLANK -  
367, 365 - 2005 & NEWER - SET BACK  
AXLE ONLY - PR



### VP112209

PB - AIR CLEANER SUPPORT - BLANK -  
379, 388, 389 - 2007 & NEWER - PR

### TO BUILD A LIGHT BOX

- 1 - PICK BLANK PART NUMBER
- 2 - PICK LIGHT TYPE (REFER TO PAGE 92)
- 3 - PICK THE NUMBER OF LIGHTS

### EXAMPLE:



### VP112118-4RA

PB - AIR CLEANER LIGHTS - 4 ROUND  
AMBERS - 367, 365 - 2005 & NEWER - SET  
BACK AXLE ONLY - PR



### VP112209-7EMA



### VHMS3007

1 - PACCAR - FEMALE 2 - PACCAR - MALE  
- FOR CONNECTING FRONT & REAR AIR  
CLEANER LIGHTS



## LIGHT OPTION CHART

### LIGHT OPTION CHART

USE THE FOLLOWING LIGHT CHART TO BUILD YOUR REAR LIGHT BARS, CAB AND SLEEPER PANELS, HOOD EXTENSION PANELS, AND SO ON. USE THE FIRST LETTER IN THE NAME OF THE LIGHT AND THE FORM YOU WISH THE LIGHT TO BE.

### EXAMPLE

XXXXXXX  
PART NUMBER

X  
NUMBER OF LIGHTS

E ( ELITE )  
NAME OF LIGHT (1<sup>ST</sup> LETTER )

A ( AMBER )  
COLOR OF LIGHT



#### 6" OVAL

AMBER - OA  
CLEAR AMBER - OCA  
RED - OR  
CLEAR RED - OCR



#### PETE

AMBER - PA  
RED - PR



#### ELITE

AMBER - EA  
CLEAR AMBER - ECA  
RED - ER  
CLEAR RED - ECR



#### ELITE MINI

AMBER - EMA  
CLEAR AMBER - EMCA  
RED - EMR  
CLEAR RED - EMCR



#### 2" ROUND

AMBER - RA  
CLEAR AMBER - RCA  
RED - RR  
CLEAR RED - RCR



#### CORAL

AMBER - CA  
CLEAR AMBER - CCA  
RED - CR  
CLEAR RED - CCR



#### BULLSEYE

AMBER - BA  
CLEAR AMBER - BCA  
CLEAR RED - BCR  
RED - BR



#### WAND LIGHT

AMBER - WA  
RED - WR



**U**

UNIVERSAL



**RN**

ROUND



**S**

SLOTTED





911

VP132002-P

VP110018

VP110228-4S

VP120501

VP110308-3S

VP150011R

VP150109R

VP142000-5S

- TURBOWING
- GANGSTER VISOR - PAINTABLE
- WINDSHIELD TRIM - LARGE
- CAB PANELS - EXTENDED - W/4 SLOTS
- BLINKER BARS
- HOOD EXTENSION PANEL W/3 SLOTTED LIGHTS
- FUEL TANK FAIRINGS
- TOOL BOX
- SLEEPER PANELS - W/5 SLOTTED LIGHTS

## HOOD - 10

### HOOD EMBLEMS



**VP100004**  
EMBLEM ACCENT PB  
TEAR DROP - 2PC



**VP100005**  
EMBLEM ACCENT PB  
TEAR DROP W/CUTOUTS - 2PC



**VP100006**  
EMBLEM ACCENT PB  
ELLIPSE W/CUTOUT - PR

**VP100007**  
EMBLEM ACCENT PB  
SKULL & CROSSBONES - PR



**VP100008**  
EMBLEM ACCENT PB  
CHECKERED FLAG - PR



**VP100009**  
EMBLEM ACCENT PB 379  
RACING STRIPE - 2PC

**PETERBILT EMBLEM NOT INCLUDED**



**VP100010**  
EMBLEM ACCENT PB  
WILD FIRE - PR



**VP100011**  
EMBLEM ACCENT PB  
FLAMES - 2PC



**VP100012**  
EMBLEM ACCENT PB  
CHEVRON - PR



**VP100013**  
EMBLEM ACCENT PB  
OVAL - PR



**VP100013-A1**  
EMBLEM ACCENT PB  
OVAL - PR - CUSTOM



**VP100013-A2**  
EMBLEM ACCENT PB  
OVAL - PR - CUSTOM



**VP100013-LSU1**  
EMBLEM ACCENT PB  
OVAL - PR - CUSTOM



**VP100013-LSU2**  
EMBLEM ACCENT PB  
OVAL - PR - CUSTOM



**VP100013-M1**  
EMBLEM ACCENT PB  
OVAL - PR - SMALL M



**VP100013-M2**  
EMBLEM ACCENT PB  
OVAL - PR - BIG M



**VP100013-N1**  
EMBLEM ACCENT PB  
OVAL - PR - CUSTOM



**VP100013-STAR1**  
EMBLEM ACCENT PB  
OVAL - PR - CUSTOM



**VP100013-T1**  
EMBLEM ACCENT PB  
OVAL - PR - CUSTOM



**VP100013-TEXAS1**  
EMBLEM ACCENT PB  
OVAL - PR - CUSTOM



## HOOD - 10

### EMBLEM ACCENTS



**VP100034**  
PB 579 FRONT HOOD BUG  
GUARD

### HOOD EMBLEMS

**PETERBILT EMBLEM NOT INCLUDED**



**VP100014**  
EMBLEM ACCENT PB  
OVAL - W/CUTOUTS - PR



**VP100015**  
EMBLEM ACCENT PB  
OVAL - W/SPADES - PR



**VP100016**  
EMBLEM ACCENT PB  
OVAL - W/2-EXTENSIONS - PR



**VP100017**  
EMBLEM ACCENT PB  
OVAL - W/3-EXTENSIONS - PR



**VP100018**  
EMBLEM ACCENT PB  
SWIRL - 2PC



**VP100027**  
EMBLEM ACCENT PB -  
FISH - PR



**VP100028**  
EMBLEM ACCENT PB 379 -  
RACING STRIPE - LONG - PR



**VP100029**  
EMBLEM ACCENT PB -  
FLAMES - 2PCS.



**VP100019**  
EMBLEM ACCENT PB  
SWIRL - W/CUTOUTS - 2PC



**VP100032**  
PB 389 EMBLEM ACCENT - RACING STRIPE -  
LONG HOOD



**VP100033**  
PB 389 EMBLEM ACCENT - RACING STRIPE -  
SHORT HOOD

### HOOD LATCH GUARDS



**VP100022**  
PB HOOD LATCH TRIM  
STANDARD HOOD - 2PC



**VP100024**  
PB HOOD LATCH TRIM  
EXTENDED HOOD - 2 PC



**VP100040**  
PB 389 HOOD LATCH  
GUARD - PR



**VU190011**  
PB, FL, KW, HOOD LATCH  
ACCENT TRIM - PR



## HOOD - 10

### FENDER TRIMS-INNER



**VP100021**  
PB 379 FENDER TRIM  
INNER WELL - 2PC



**VP100123**  
PB 389 FENDER  
TRIM - INNER WELL - 2PC

### FENDER TRIMS



**VP100026**  
PB 379 FENDER TRIM - 2PC



**VP100122**  
PB389 FENDER TRIM - 2PC



**VP100126**  
PB 579 FENDER  
TRIM DS/PS - 2PC




**VP100128**  
PB 587 FENDER  
TRIM DS/PS - 2PC

### LOWER HOOD PANELS



**VP100004**

**VP100123**



**VP100020**  
PB LOWER HOOD PANEL  
EXTENDED HOOD - 379 1987  
& NEWER - 2PC



**VP101001**  
PB 389 LOWER HOOD PANEL -  
2007 & NEWER - PR



**VP100127**  
PB 579 FENDER  
HIGHLIGHT DS/PS - 4PC



**VP100129**  
PB 587 FENDER  
HIGHLIGHT DS/PS - 4PC

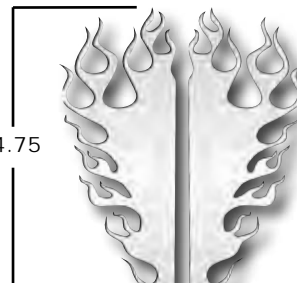
### CENTER HOOD TRIM



**VP100025**  
PB 379 CENTER HOOD TRIM  
EXTENDED HOOD

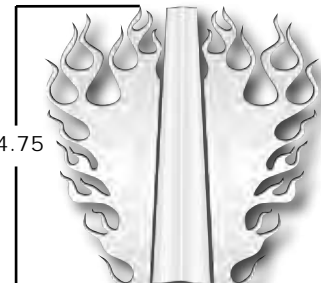


**VP100121**  
PB CENTER HOOD TRIM - 389  
SCREW ON



64.75

**VP100124**  
PB 389 CENTER HOOD TRIM  
2PC FLAME



64.75

**VP100125**  
PB 389 CENTER HOOD TRIM  
3PC FLAME (VP100121,  
VP100124)

### FRONT FLAP WEIGHTS



**VP100038**  
PB - 389 FRONT FLAP  
WEIGHTS - 11GA - PR





CAB - 11

## KEY GUARD




**VP110001**  
PB KEY GUARD  
FLAME - PR



**VP110002**  
PB KEY GUARD  
TEAR DROP - PR



**VP110003**  
PB KEY GUARD  
CHECKERED FLAG - PR



**VP110004**  
PB KEY GUARD  
TRIANGLE - PR




**VP110005**  
PB KEY GUARD  
OVAL - PR



**VP110006**  
PB KEY GUARD  
ELLIPSE W/CUTOUT - PR




**VP110007**  
PB KEY GUARD  
WILDFIRE - PR



**VP110008**  
PB KEY GUARD - FISH

## DOOR HANDLE TRIMS



**VP110012**  
359, 379 DOOR FLAME  
TRIM - PR



**VP110011**  
PB CAB MOUNTED MIRRORS  
DOOR LATCH/KEY HOLE  
COVERS - 2PC



**VU190012**  
PB, KW CHROME PLASTIC  
DOOR HANDLE TRIM - PR

## WINDSHIELD TRIM



**VP110014**



**VP110018**  
PB WINDSHIELD TRIM - 5 PC  
379, 389 - LARGE



**VP110021**  
PB WINDSHIELD TRIM 5 PC



**VP110014**  
PB WINDSHIELD TRIM 3 PC




**VP110015**  
PB CENTER EXT WINDSHIELD  
TRIM - 377, 378, 379



**VP110024**  
PB WINDSHIELD TRIM - 3 PC 359 -  
STANDARD - 430 STAINLESS

**CAB - 11**

## DOOR TRIMS LOWER LOOKS



**VP110017**

PB 388/389 TOP OF DOOR TRIM - LOWERED LOOK - PR  
WILL ONLY FIT DOORS WITHOUT VENT WINDOW



**VP110028**

PB 579 TOP OF DOOR TRIM - LOWERED LOOK - PR  
**CUSTOM HEIGHTS AVAILABLE**



**VP110022**

PB 379 TOP OF DOOR TRIM - LOWERED LOOK - 73-04 - DOOR  
MOUNTED MIRRORS - PR



**VP110023**

PB 359 TOP OF DOOR TRIM - LOWERED LOOK - 359

**LARGER SIZES AVAILABLE**



**ADD -P FOR PAINTABLE**

## FENDER TRIMS-OUTER



**VPTF18021**

PB OUTER FENDER  
TRIM - 379




**VPTF18022**

PB OUTER FENDER  
TRIM - 389  
DOES NOT FIT 388



CAB - 11

## DOOR TRIMS



### VP110030

PB 579 TOP OF DOOR TRIM -  
LOWERED LOOK - PR - W/MIRROR  
HOLES PASS. SIDE



### VP110029

PB - 579 LOWER DOOR  
HIGHLIGHT - 2PC



### VP110020

PB - OUTSIDE DOOR TRIM -  
389 - 2-PCS



### VP110019

PB 389 OUTSIDE DOOR TRIM -  
CORNER ANGLE - PR



## WINDSHIELD WIPER COVERS



### VP110025

PB 379, 388, 389 WINDSHIELD WIPER ARM COVERS



### VP110027

PB 359 WINDSHIELD WIPER ARM COVERS

## EXHAUST SHIELDS



### VP110090

PB EXHAUST SHIELDS -  
388, 389 - W/NO LOGO





**CAB - 11**

## MIRROR LIGHT BOXES



**VP114011**  
MIRROR LIGHT BOXES - 379,  
388, 389 - CAB MOUNTED  
MIRRORS - BLANK



**ADD -SM WITH BUILT IN SPOT MIRRORS**

### TO BUILD A LIGHT BOX

- 1 - PICK BLANK PART NUMBER
- 2 - PICK LIGHT TYPE (REFER TO PAGE 113)
- 3 - PICK THE NUMBER OF LIGHTS

### EXAMPLE:



**VP114011-2EA**  
MIRROR LIGHT BOXES - 379,  
388, 389 - CAB MOUNTED  
MIRRORS - 2 - 899'S - AMBER  
LEDS



**VP114011-5RCA**  
MIRROR LIGHT BOXES - 379,  
388, 389 - CAB MOUNTED  
MIRRORS - 5 - 2" ROUNDS -  
CLEAR AMBER LEDS



**VP114011-2SCA**  
MIRROR LIGHT BOXES - 379,  
388, 389 - CAB MOUNTED  
MIRRORS - 2 - SLOTTED - LEDS



**VP114011-5RA**  
MIRROR LIGHT BOXES - 379,  
388, 389 - CAB MOUNTED  
MIRRORS - 5 - 2" ROUNDS -  
AMBER LEDS

## LIGHT OPTION CHART

### LIGHT OPTION CHART

USE THE FOLLOWING LIGHT CHART TO BUILD YOUR REAR LIGHT BARS, CAB AND SLEEPER PANELS, HOOD EXTENSION PANELS, AND SO ON. USE THE FIRST LETTER IN THE NAME OF THE LIGHT AND THE FORM YOU WISH THE LIGHT TO BE.

### EXAMPLE

XXXXXXX  
PART NUMBER

X  
NUMBER OF LIGHTS

E ( ELITE )  
NAME OF LIGHT (1<sup>ST</sup> LETTER )

A ( AMBER )  
COLOR OF LIGHT



#### 6" OVAL

AMBER - OA  
CLEAR AMBER - OCA  
RED - OR  
CLEAR RED - OCR

#### PETE

AMBER - PA  
RED - PR

#### ELITE

AMBER - EA  
CLEAR AMBER - ECA  
RED - ER  
CLEAR RED - ECR

#### ELITE MINI

AMBER - EMA  
CLEAR AMBER - EMCA  
RED - EMR  
CLEAR RED - EMCR



#### 2" ROUND

AMBER - RA  
CLEAR AMBER - RCA  
RED - RR  
CLEAR RED - RCR

#### CORAL

AMBER - CA  
CLEAR AMBER - CCA  
RED - CR  
CLEAR RED - CCR

#### BULLSEYE

AMBER - BA  
CLEAR AMBER - BCA  
CLEAR RED - BCR  
RED - BR

#### WAND LIGHT

AMBER - WA  
RED - WR



**U**  
UNIVERSAL



**RN**  
ROUND




**S**  
SLOTTED



## FRONT OF TRUCK - 12

### TAG HANGERS




**VP120001**  
PB 1 TAG HANGER  
NOTE NO LP FRAMES



**VU190007**  
PB 2 TAG HANGER  
(PB, KW, FL)  
NOTE NO LP FRAMES



**VU190008**  
PB 3 TAG HANGER  
(PB, KW, FL)  
NOTE NO LP FRAMES



**VP120000**  
PB TAG HANGER  
(388, 389)  
NOTE NO LP FRAMES



**VU190035**  
TAG HANGER - SINGLE  
TAG - 90 DEG.  
NOTE NO LP FRAMES



**VU190036**  
TAG HANGER -  
2 TAG - 90 DEG.  
NOTE NO LP FRAMES



**VU190037**  
TAG HANGER -  
3 TAG - 90 DEG.  
NOTE NO LP FRAMES

### FENDER GUARDS



**VP120005**  
PB FENDER GUARDS - FITTED  
- 379 - 1987 & NEWER - 2PC



**VP120006**  
PB FENDER GUARDS - ROLLED,  
BOLT - THROUGH - 379 - 1987 & NEWER - 2PC



**VP120007**  
PB FENDER GUARDS - PLAIN -  
378, 379 - 1987 & NEWER



**VP120009**  
PB FENDER GUARDS - PLAIN -  
378, 379 - 1987 & NEWER  
W/JJ CUTOUT



**VP120010**  
PB FENDER GUARDS - PB -  
HEAD LIGHT MOUNT - 378, 379  
- 1987 & NEWER - 2PC



**VP120011**  
PB FENDER GUARDS - SINGLE  
HEAD LIGHT MOUNT -  
378, 379 - 1987 & NEWER



**VP120013**  
PB FENDER GUARDS - PB -  
HEAD LIGHT MOUNT - 388,  
389 - 2007 & NEWER



**VP120014**  
PB FENDER GUARDS - PB -  
HEAD LIGHT MOUNT  
389 - W/BLINKER BAR - PR



**VP120019**  
PB FENDER GUARD - 567  
FITTED 4PCS. UPPER &  
LOWER

### TOW PIN COVERS



**VP120004**  
PB TOW PIN COVER - 378, 379 -  
1987 & NEWER

### SIDE GRILL DEFLECTORS



**VP120012**  
PB SIDE GRILL  
DEFLECTOR 379, 388, 389



## FRONT OF TRUCK - 12

### BUG SHIELDS



**VP120100**

PB BUG SHIELD - SHIELD ONLY - W/HOLES - 379 ONLY



**VP120101**

PB BUG SHIELD - PLASTIC & HARDWARE - 379 ONLY



**VP120102**

PB BUG SHIELD - W/TRIM & HARDWARE (HIGHLIGHT) - 379 ONLY



**VP120103**

PB BUG SHIELD TRIM ONLY (HIGHLIGHT) - 379 ONLY



**VP120104**

PB BUG SHIELD - W/TRIM & HARDWARE (FLAMES) - 379 ONLY



**VP120105**

PB BUG SHIELD TRIM ONLY (FLAMES) - 379 ONLY



**VP120106**

PB BUG SHIELD - STAINLESS - 379 - LONG HOOD



**VP120107**

PB BUG SHIELD - STAINLESS - 357, 378, 385, 379 - SHORT HOOD



**VP120108**

PB BUG SHIELD - STAINLESS - 387



**VP120110**

PB BUG SHIELD - STAINLESS - 367, 388, 389



**VP120112**

PB BUG SHIELD - STAINLESS - 386



**VP120111**

PB BUG SHIELD - STAINLESS - 384



**VP120113**

PB BUG SHIELD - STAINLESS - 359



**VP120114**

PB BUG SHIELD - STAINLESS - 579




### GRILLS



**VP120201**

PB 379 LONG NOSE GRILL - HORIZONTAL - RIVETED

### HEADLIGHT ACCENTS



**VP120018**

PB FENDER GUARD - 579  
FITTED 4PCS. UPPER &  
LOWER




## FRONT OF TRUCK - 12

### BLINKER BARS



**VP120501**

PB 379 FRONT BLINKER BARS  
- W/ LEDS - PR



**VP100501**

PB 379 REAR BLINKER BARS -  
W/LED'S

**VP120502**

PB 389 FRONT BLINKER BARS  
- W/LED'S - PR

**VP120501BL**

PB 379 FRONT BLINKER BARS  
- BLANK - PR

**VP100502**

PB 389 REAR BLINKER BARS -  
W/LED'S

### FENDER SUPPORT COVER



**VP120503**

PB 389 FENDER SUPPORT  
COVER - FRONT



**VP100503**

PB 389 FENDER SUPPORT  
COVER - REAR



**VP120504**

PB 359 FENDER SUPPORT  
COVER - FRONT - BLANK



**VP120505**

PB 379 FENDER SUPPORT  
COVER - FRONT - BLANK





## VISORS - 13

AVAILABLE IN 304 STAINLESS STEEL - CALL FOR PRICING



### VP130000

PB-14" - DROP VISOR 1996-98 ULTRA CAB

### VP130001

PB - 359 12" DROP VISOR - ANY YEAR 359



### VP130002

PB-14" - DROP VISOR - STANDARD CAB 2005 & OLDER WITH DOOR MOUNTED MIRRORS

### VP130002-16

PB - 16" - DROP VISOR - STANDARD CAB 2005 & OLDER, NOTE 04 AND OLDER DOOR MNT MIRRORS



### VP130003

PB - 14" - DROP VISOR - 1999-2001 ONLY, ULTRACAB

### VP130003-16

PB-16" - DROP VISOR 1999 - 2001 ULTRACAB



### VP130004

PB - 14" - DROP VISOR - 2002 - 2005 ULTRACAB WITH DOOR MOUNTED MIRRORS

### VP130004-16

PB - 16" - DROP VISOR - 2002 - 2005 ULTRACAB WITH DOOR MOUNTED MIRRORS



### VP130005

PB - 14" - DROP VISOR - 2005 - NEWER ULTRACAB - W/CAB MOUNTED MIRRORS

### VP130005-16

PB - 16" - DROP VISOR - 2005 - NEWER ULTRACAB W/CAB MOUNTED MIRRORS



### VP130006

PB - 13.5" - DROP VISOR - 2005 - NEWER STANDARD CAB W/CAB MOUNTED MIRRORS

### VP130006-16

PB - 16" - DROP VISOR - 2005 - NEWER STANDARD W/CAB MOUNTED MIRRORS



### VP130007

PB - 12" - DROP VISOR 2013 579 DAY CAB

### VP130008

PB - 14" - DROP VISOR 2013 579 RAISED ROOF

### VP130011

PB - 587 16" DROP VISOR - 2011 AND NEWER RAISED ROOF

### VP130013

PB - 389 14" - DROP VISOR - 2007 - NEWER STANDARD W/ CAB MTD. MIRRORS CURVED WINDOW



**PAINTABLE  
VISORS  
AVAILABLE**

JUST ADD "P" TO THE END FOR PAINTABLE. EXAMPLE: VP132002P OR VP132002P-BF



**PAINTABLE  
VISORS  
AVAILABLE**

JUST ADD "P" TO THE END FOR PAINTABLE. EXAMPLE: VP132002P OR VP132002P-BF



## VISORS - 13

AVAILABLE IN 304 STAINLESS STEEL - CALL FOR PRICING

JUST ADD P FOR PAINTABLE



### **VP131002**

PB-14" - BOLTLESS - DROP VISOR - STANDARD CAB 2005 & OLDER - DOOR MOUNTED MIRRORS - 1PC

### **VP131002-16**

PB-16" - BOLTLESS - DROP VISOR - STANDARD CAB 2005 & OLDER - DOOR MOUNTED MIRRORS - 1PC



### **VP131003**

PB-14" - BOLTLESS - DROP VISOR - 1999 - 2001 - ULTRACAB - 1PC

### **VP131003-16**

PB-16" - BOLTLESS - DROP VISOR - 1999 - 2001 - ULTRACAB - 1PC



### **VP131004**

PB - 14" - BOLTLESS - DROP VISOR - 2002 - 2005 ULTRACAB WITH DOOR MOUNTED MIRRORS - 1 PC

### **VP131004-16**

PB - 16" - BOLTLESS - DROP VISOR - 2002 - 2005 ULTRACAB WITH DOOR MOUNTED MIRRORS - 1 PC



### **VP131005**

PB - 14" - BOLTLESS DROP VISOR 2005 + ULTRACAB ONE PIECE W/CAB MT MIRRORS

### **VP131005-16**

PB - 16" - DROP VISOR 2005 + ULTRACAB ONE PIECE W/CAB MT MIRRORS



### **VP131006**

PB - 14" - BOLTLESS - DROP VISOR - 2005 - NEWER STANDARD W/CAB MOUNTED MIRRORS - 1 PC

### **VP131006-16**

PB - 16" - BOLTLESS DROP VISOR - 2005 - NEWER STANDARD W/CAB MOUNTED MIRRORS - 1 PC





## VISORS - 13

AVAILABLE IN 304 STAINLESS STEEL - CALL FOR PRICING

JUST ADD P FOR PAINTABLE  
ALL WICKED VISORS BOLTLESS



**VP135000**  
PB - 14" WICKED - DROP  
VISOR 1996-98 ULTRA CAB  
- 2 PC

**VP135001**  
PB - 12" WICKED - DROP  
VISOR - ANY YEAR 359 - 2  
PC

**VP135002**  
PB - 14" WICKED - DROP  
VISOR - STANDARD CAB  
2005 & OLDER W/DOOR  
MOUNTED MIRRORS - 2 PC



**VP135003**  
PB - 14" WICKED - DROP  
VISOR 1998-2001 ULTRA  
CAB - 2PC

**VP135004**  
PB - 14" WICKED - DROP  
VISOR - 2002 - 2005  
ULTRACAB WITH DOOR  
MOUNTED MIRRORS - 2 PC



**VP135005**  
PB - 14" WICKED - DROP  
VISOR - 2005 - NEWER  
ULTRACAB W/CAB MOUNTED  
MIRRORS - 2 PC



**VP135006**  
PB - 14" WICKED - DROP  
VISOR - 2005 - NEWER  
STANDARD W/CAB  
MOUNTED MIRRORS - 2  
PC



**VP136002**  
PB - 13" WICKED  
GANGSTER VISOR - FITS  
ANY - 370 SERIES & 380  
SERIES - 2 PC



YOU SAY  
**WICKED**  
LIKE IT'S A BAD THING

**WICKED VISORS FROM  
WINGMASTER**



## VISORS - 13

### EXAMPLE

#### VP132002

PB - 12" GANGSTER VISOR - FITS ANY - 370 SERIES & 380 SERIES 2 PC

#### VP132002-BF

PB - 12" GANGSTER BUTTERFLY VISOR - FITS ANY 370 SERIES & 380 SERIES 2 PC

#### VP132002-BFP

PB - 12" GANGSTER BUTTERFLY VISOR PAINTABLE - FITS ANY 370 SERIES & 380 SERIES 2 PC

#### VP132002-RBF

PB - 12" GANGSTER REVERSE BUTTERFLY VISOR - FITS ANY - 370 SERIES & 380 SERIES 2 PC

#### VP132002P-RBFP

PB - 12" GANGSTER REVERSE BUTTERFLY VISOR PAINTABLE - FITS ANY - 370 SERIES & 380 SERIES 2 PC

#### VP132002-BT

PB - 12" GANGSTER BOWTIE VISOR - FITS ANY 370 SERIES & 380 SERIES 2 PC

#### VP132002P-BTP

PB - 12" GANGSTER BOWTIE VISOR PAINTABLE - FITS ANY 370 SERIES & 380 SERIES 2 PC

#### VP132001

PB - 12" GANGSTER VISOR - 359 2 PC

#### VP132001-BT

PB - 12" GANGSTER BOWTIE VISOR - 359 2 PC

#### VP132001-BF

PB - 12" GANGSTER BUTTERFLY VISOR - 359 2 PC

#### VP132001-RBF

PB - 12" GANGSTER VISOR - 359 2 PC

#### VP132001P-RBFP

PB - 12" GANGSTER VISOR - 359 - PAINTABLE 2 PC



#### VP132008

PB - 12" GANGSTER VISOR - FITS 579



#### VP132008-18

PB - 18" GANGSTER VISOR - FITS 579



#### VP132008-18-BF

PB - 18" GANGSTER VISOR - BUTTERFLY - FITS 579



#### VP132003-BF

PB - 12" GANGSTER BUTTERFLY VISOR - FITS 337 DAY CAB



#### VP132003-BFP

PB - 12" GANGSTER BUTTERFLY VISOR PAINTABLE - FITS 337 DAY CAB



ONLY AVAILABLE IN 12'



### SLEEPER WRAPS



**VP140005**

PB SLEEPER WRAP -  
FLAG - LG

**VP140006**

PB SLEEPER WRAP - FLAG -  
SM - UNIBILT STAND-UP



**VP140023**

PB SLEEPER WRAP -  
GIRLS - LG

**VP140024**

PB SLEEPER WRAP - GIRLS -  
SM - UNIBILT STAND-UP



**VP140007**

PB SLEEPER WRAP -  
FLAMES - LG

**VP140008**

PB SLEEPER WRAP - FLAMES -  
SM - UNIBILT STAND-UP



**VP140018**

PB SLEEPER WRAP -  
PLAIN - LG

**VP140019**

PB SLEEPER WRAP - PLAIN -  
SM - UNIBILT STAND-UP




**VP140009**

PB SLEEPER WRAP - STEER  
HEAD - LG

**VP140010**

PB SLEEPER WRAP - STEER  
HEAD - SM - UNIBILT STAND-UP



**VP140011**

PB SLEEPER WRAP -  
PLAIN - LG - FLAT TOP - 3PC

**VP140012**

PB SLEEPER WRAP - PLAIN -  
SM - 3PC - UNIBILT STAND-UP



**VP140015**

PB SLEEPER WRAP - PLAIN -  
SM - SIDES - 2PCS

**VP140016**

PB SLEEPER WRAP - PLAIN -  
LG - SIDES - 2PCS

### SLEEPER FILLER PANELS



**VP140021**

PB SLEEPER REAR CORNER  
FILLER PANELS 70" ONLY -  
379, 389 - 4 - 4" LEDS - PR





### SLEEPER SHOCK COVERS



**VP140022**

PB 379, 389 SLEEPER SHOCK COVERS - 2 PR



**VP140032**

PB SLEEPER SHOCK COVERS - 379,389 - 1 LG FULL COVER



**VP140033**

PB SLEEPER SHOCK COVERS - 379,389 - 1 LG CURVED FULL COVER



**VP140035**

PB SLEEPER SHOCK COVER - 379,389 ANGLED FULL COVER



**VP140037**

PB SLEEPER SHOCK/BREATHER COVER - 579 FULL COVER



**VP140038**

PB SLEEPER SHOCK COVER - 579 FULL COVER



**VP140034**

PB SLEEPER SHOCK COVERS - 379, 389 - 2 PCS (L+R) ANGLED



**VP140036**


PB SLEEPER BREATHER COVERS - 579 - 2 PCS ANGLED



## TURBOWING BRACKET



**VU190021**  
TURBOWING BRACKET  
STAND-UP SLEEPERS  
(PB, KW, FL)



## WINDOW TRIMS



**VP140001**  
PB RECTANGULAR VIEW  
WINDOW TRIM RING



**VP140002**  
PB 70" SLEEPER  
WINDOW TRIM - PR



**VP140003**  
PB SLEEPER/DAY CAB REAR  
WINDOW TRIM 37.25" X 20.375"



**VP140014**  
PB 70" SLEEPER WINDOW TRIM  
- LOWERED LOOK PR


## SLEEPER DOOR COVERS



**VP140020**  
PB SLEEPER STORAGE DOOR  
COVER - 379 - 1987 & 2005



**VP140025**  
PB SLEEPER STORAGE DOOR  
COVER - 379, 389 - 2005 &  
NEWER





## AIR DEFLECTORS



### **VP110016**

PB 359 - 379, 389 WINDOW AIR DEFLECTORS



### **VP110031**

PB 359 - 379, 389 WINDOW AIR DEFLECTORS W/LOWER LOOKS( VP110017 )WINDOW TRIM 37.25" X 20.375"




**W I N G M A S T E R**



SLEEPER - OUTSIDE - 14

## SLEEPER WINDOW LOWER LOOKS



**VP140117**

PB TOP OF DOOR TRIM - LOWERED LOOK - PR  
WILL ONLY FIT DOORS WITHOUT VENT WINDOW



**ADD -P FOR PAINTABLE**

## SLEEPER DOOR HANDLE TRIM



**VP140028**

PBSLEEPERSTORAGE DOORHANDLE  
TRIM - 379,389,579 - 2005 & NEWER



**VP140029**

PBSLEEPERSTORAGE DOORHANDLE  
TRIM W/FIRE EXT. - 379,389,579 - 2005  
& NEWER



### FUEL TANK FAIRINGS

NOT AVAILABLE IN 430 STAINLESS



**VP150010**

PB - FUEL TANK FAIRINGS 60"  
379 - 1987 & NEWER - PR



**VP150011**

PB - FUEL TANK FAIRINGS 64"  
379 - 1987 & NEWER - PR



**VP150012**

PB - FUEL TANK FAIRINGS 66"  
379 - 1987 & NEWER - PR



**VP150010R**

PB - FUEL TANK FAIRINGS  
60" 379 - 1987 & NEWER - PR  
ROUND



**VP150011R**

PB - FUEL TANK FAIRINGS  
64" 379 - 1987 & NEWER - PR  
ROUND



**VP150012R**

PB - FUEL TANK FAIRINGS  
66" 379 - 1987 & NEWER - PR  
ROUND



**VP150010W**

PB - FUEL TANK FAIRINGS  
60" 379 - 1987 & NEWER - PR -  
WING LOOK



**VP150011W**

PB - FUEL TANK FAIRINGS  
64" 379 - 1987 & NEWER - PR -  
WING LOOK



**VP150012W**

PB - FUEL TANK FAIRINGS  
66" 379 - 1987 & NEWER - PR -  
WING LOOK



**EXAMPLE 13"**

**VP150012-5EA**

**LIGHT OPTIONS AVAILABLE ON  
VP150010, VP150011 & VP150012**



**ELITE**



**RA**



**U**

UNIVERSAL



**RN**

ROUND



## REAR FRAME - 16

### REAR FRAME COVERS



**VP160001**

PB - REAR FRAME COVER - 379



**VP160003**

PB - REAR FRAME COVER - WILDFIRE



**VP160004**

PB - REAR FRAME COVER - ELLIPSE




**VP160005**

PB - REAR FRAME COVER - OVAL - W/CUTOUTS



**VP160006**

PB - REAR FRAME COVER - STEER HEAD



**VP160007**

PB - REAR FRAME COVER - GIRLS

### FUEL TANK STRAP COVERS




**VP150020**

PB - FUEL TANK STRAP COVERS - 4PCS



**VP150029**

PB - FUEL TANK STRAP COVERS - 2PCS NOT 359



**VP150029A**

PB - FUEL TANK STRAP COVERS - ROUND - 2PCS ALL BUT 359



**VP150039**

PB 359 - FUEL TANK STRAP COVERS - 2PCS



**VP150048**

PB - 567 FUEL TANK STRAP COVERS - 4PCS



### EXHAUST COVERS



**VP150021**

PB - 389 EXHAUST COVER - PASSENGER SIDE - FITS 06 - JULY 07



**VP150022**

PB - 389 EXHAUST COVER - DRIVERS SIDE - FITS 06 - JULY 07



**VP150023**

PB - 388, 389 EXHAUST COVER - PASSENGER & DRIVERS SIDE - FITS 06 - JULY 07




**VP150021**



## FRAME - 15

### FUEL TANK COVER - UREA



17.25"

**VP150028**  
UREA FUEL TANK COVER -  
STAINLESS



### FUEL TANK WRAPS



**VP150041-PS/DS**  
PB - 2012 FUEL TANK WRAP - 75  
GALLON



**VP150040**  
PB - 2012 FUEL TANK WRAP -  
150 GALLON - DS ONLY

SPECIFY TANK LENGTH, INSIDE WELD TO INSIDE WELD WHEN ORDERING

### FUEL TANK HIGHLIGHT



**VP150032**  
PB - 579 FUEL TANK FAIRING  
UPPER HIGHLIGHT - 2PCS





## TOOL & BATTERY BOX COVERS



**VP150000**

PB BATTERY BOX STAINLESS COVER KIT - 389 - 2013-OLDER - 4 PCS



**VP150009**

PB TOOL BOX STAINLESS COVER KIT - 389 - 2013-OLDER - CATALYTIC COVER PASS SIDE - 7 PCS



**VP150002**

PB TOOL & BATTERY BOX COVER 1993 & NEWER - 2 PC.



**VP150003**

PB BATTERY BOX COVER 378, 379 - 12" X 30" - 1993 & NEWER



**VP150004**

PB TOOL BOX COVER 378, 379 - 10" X 30" - 1993 & NEWER



**VP150005**

PB TOOL BOX COVER - 389



**VP150006**

PB BATTERY BOX COVER - 389 WITH 1" LIP




**VP150007**

PB TOOL & BATTERY BOX COVERS - 389 WITH 1" LIP - 2 PCS



**VP150008**

PB TOOL & BATTERY BOX STEP TRIMS - 389 - 4 PCS



**VP150015**

PB TOOL BOX COVER - W/ 1" LIP ON TOP - 378, 379



**VP150016**

PB 379 BATTERY BOX COVER - W/ 1" LIP ON TOP



**VP150014**

PB 389 TOOL BOX FILLER BLOCK FOR BOTTOM STEP



**VP150018**

PB 389 BATTERY BOX COVER MOLDED - 3PCS



**VP150019**

PB 389 BATTERY BOX LOWER STEP COVER W/SIDES - 3PCS



**VP150024**

PB - 389 UREA CATALYTIC COVER 3PC COVER - '12 AND OLDER



**VP150025**

PB - 389 UREA CATALYTIC COVER HIGHLIGHT - UPPER - '12 AND OLDER



**VP150042**

PB - 389 - 2014 UREA CATALYTICCOVERHIGHLIGHT - SIDES - 2PCS



**VP150027**

PB - 389 - 2013-OLDER UREA CATALYTICCOVERHIGHLIGHT - SIDES - 2PCS



**VP150030**

PB TOOL BOX/BATTERY BOX - STEP PROTECTOR-(18") WICKED PR




**VP150031**

PB TOOL BOX/BATTERY BOX - STEP PROTECTOR-(30") WICKED PR



**VP150026**

PB - 389 UREA CATALYTIC COVER HIGHLIGHT - LOWER



**VP150036**

PB - 587 DOOR ENTRY KICK PANELS - 2PCS



**VP150034**

PB - 579 DOOR ENTRY KICK PANELS - 2PCS



**VP150038**

PB - 587 0 STEP HIGHLIGHTS - 4 PCS



**VP150037**

PB - 587 TOOL/BATTERY BOX COVER - 2 PCS

**ADD P FOR PAINTABLE**

## FRAME - 15

**CUSTOM WIDTHS AVAILABLE UP TO 48"**

### TOOL & BATTERY BOXES



**VP150112** - PB - 379,388, 389 REAR TOOL BOX - STAINLESS W/LOCKS - MOULDED LID

**VP150113** - PB - 379, 388, 389 BATTERY BOX - STAINLESS W/LOCKS - MOULDED LID

**VP150114** - PB - 388, 389 FRONT TOOL BOX - STAINLESS W/PARTICULATE COVER AND LOCKS - MOULDED LID



**VP150109R** - PB - 379, 388, 389 REAR TOOL BOX - STAINLESS W/LOCKS - ROUNDED SMOOTH LOOK

**VP150110R** - PB - 379, 388, 389 BATTERY BOX - STAINLESS W/LOCKS - ROUNDED SMOOTH LOOK

**VP150111R** - PB - 388, 389 FRONT TOOL BOX - STAINLESS W/PARTICULATE COVER AND LOCKS - ROUNDED SMOOTH LOOK



**VP150115** - PB - 379,388, 389 REAR TOOL BOX - STAINLESS W/TIE DOWNS - MOLDED LID

**VP150116** - PB - 379, 388, 389 BATTERY BOX - STAINLESS W/TIE DOWNS - MOLDED LID

**VP150116TM** - PB - 379, 388, 389 BATT, BOX - STAINLESS W/TIE DOWNS - 18" TALL MOLDED LID

**VP150117** - PB - 388, 389 FRONT TOOL BOX - STAINLESS W/PARTICULATE COVER AND TIE DOWNS - MOLDED LID



**VP150118** - UNIVERSAL REAR TOOL BOX - ROUND STAINLESS W/LOCK

**VP150118-48** - UNIVERSAL REAR TOOL BOX - ROUND STAINLESS W/LOCK - 48"

**VP150118W** - PB - 379, 388, 389, 579 BATTERY BOX - ROUND STAINLESS - WING STYLE

**VP150118W-48** - PB - 379, 388, 389, 579 BATTERY BOX - ROUND STAINLESS - WING STYLE - 48"

WING STYLE SHOWN



**VP150103**

PB - 379, 388, 389 BATTERY BOX - ALUMINUM



**VP150104**

PB - 379, 388, 389 TOOL BOX - ALUMINUM




ADD -48 TO ANY STAINLESS TOOL BOX PART NUMBER FOR A 48" BOX.




## FRAME - 15

### UREA COVERS



**VP150043**

PB - 579 UREA CATALYTIC  
COVER HIGHLIGHT - UPPER



**VP150044**

PB - 579 UREA CATALYTIC  
COVER HIGHLIGHT - LOWER



**VP150045W**

PB - 579 UREA CATALYTIC  
LOWER STEP COVER - WING  
STYLE



**VP150046**

PB - 579 UREA CATALYTIC  
EXHAUST COVER -  
DYNAFLEX EXHAUST



### SPRINGS



**VP150050**

PB - SPRING HANGER  
INSERT





## INTERIOR CAB - 17

### DASH TRIM



**VP170022**  
PB DRIVER LEFT DASH VENT  
TRIM 01-05



**VP170023**  
PB AC/HEATER CONTROL  
PANEL TRIM 01-NEWER



**VP170003**  
PB DRIVER SIDE DASH TRIM  
01-05



**VP170068**  
PB - A/C CONTROL & VENT  
TRIM - 379 - 2000 - 2005 - 3-PC.



**VP170082**  
PB - 389 DASH TRIM - IN  
FRONT OF STEERING WHEEL  
- 4 PCS

### GLOVE BOX COVERS



**VP170033**  
PB GLOVE BOX COVER LOGO  
HOLE 379 99-OLDER



**VP170034**  
PB GLOVE BOX SURROUND 3  
PC. 95-99



**VP170035**  
PB GLOVE BOX COVER (NO  
LOGO) 01-NEWER



**VP170036**  
PB GLOVE BOX COVER (LOGO  
CUT OUT) 01-NEWER



**VP170037**  
PB GLOVE BOX COVER  
00-OLDER



**VP170083**  
PB - 389 GLOVE BOX COVER



**VP170084**  
PB - 389 GLOVE BOX COVER  
- 3 PCS



**VP170041**  
PB GLOVE BOX COVER - 359  
1973 - 1987

**VP170004**  
PB LOWER GLOVE BOX TRIM  
95-99



## INTERIOR CAB - 17

### TOP DASH TRIMS



**VP170020**  
PB UPPER DASH TRIM  
00-NEWER



**VP170085**  
PB - 389 TOP OF DASH COVER  
- PASSENGER SIDE



**VP170001**  
PB TOP RT SIDE CENTER  
DASH 95-00

### LOWER DASH TRIM



**VP170005**  
PB BEVERAGE CONTAINER  
SIDE TRIM



**VP170006**  
PB LOWER DASH RT OF  
COLUMN TRIM 95-00



**VP170007**  
PB DRIVER SIDE THROTTLE  
KICK PANEL 87-95



**VP170008**  
PB RT SIDE CENTER DASH  
TRIM 95-00



**VP170009**  
PB DRIVER SIDE UPPER LEFT  
KICK PANEL 87-95



**VP170012**  
PB LOWER HEATER TRIM  
95-99



**VP170013**  
PB AC/HEATER CONTROL  
UPPER TRIM 95-00



**VP170014**  
PB PSGR'S SIDE RT OF AC/  
HEATER CONTROLS 2 PC. 95-00



**VP170015**  
PB DRIVER SIDE LOWER  
BRAKE KICK PANEL 87-95



**VP170016**  
PB FUSE DOOR COVER  
00-NEWER



**VP170017**  
PB LOWER HEATER DOOR  
COVER 99-NEWER



**VP170019**  
PB AC/HEATER CONTROL RT  
TRIM 95-00



## INTERIOR CAB - 17

### LOWER DASH TRIM



**VP170021**

PB HEATER DOOR TRIM  
99-NEWER



**VP170026**

PB DRIVER SIDE LEFT OUTER  
AC/HEATER PANEL 2 PC 95-00



**VP170027**

PB LOWER CENTER DASH  
TRIM 95-00



**VP170028**

PB AC/HEATER CONTROL LT  
TRIM 95-00



**VP170047**

359 REPLACEMENT  
HEATER DOOR



**VP170049**

PB DRIVER SIDE LOWER DASH  
VENT TRIM 95-05



**VP170052**

PB LOWER HEATER PANEL  
99-00



**VP170053**

PB HEATER TRIM 99-OLDER



**VP170057**

359 UNDER DASH WIRE  
HARNESS COVER 5 PC.




**VP170062**

PB - ASH TRAY - LIGHTER  
TRIM - 379 - 1987 - 2000



**VP170063**

PB - ASH TRAY DOOR COVER -  
379 - 1987 - 2005



**VP170069**

PB - LOWER DASH PANEL -  
ABOVE FUSE PANEL - 1-PLUG  
- 379 - 2000 - 2005



**VP170056**

PB BEVERAGE CONTAINER  
TRIM 01-NEWER - 2PC



**VP170017**

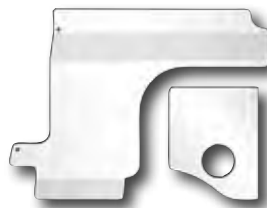


## INTERIOR CAB - 17

### A/C COVERS



**VP170060**  
PB- A/C REPLACEMENT  
COVER - W/FILTER DOOR 377,  
378, 379 - 1995 - 1999



**VP170059**  
PB-A/C COVER - 379 2-PC. SET  
2000 - 2005

### END OF DASH TRIM



**VP170010**  
PB LEFT SIDE END DASH TRIM  
96-NEWER



**VP170011**  
PB RIGHT SIDE END DASH  
TRIM - 95-00 - 2PC



**VP170018**  
PB PSGR'S SIDE END DASH TRIM  
W/O SIDE DEFROSTER 96-99



**VP170024**  
379 PSGR'S SIDE END DASH  
TRIM 01-NEWER



**VP170090**  
PB - 389 SIDE OF DASH TRIM -  
DRIVERS SIDE



**VP170091**  
PB - 389 SIDE OF DASH TRIM -  
PASSENGER SIDE

### BEVERAGE TRIM



**VP170105**  
PB BEVERAGE CONTAINER TRIM  
01-NEWER - 2PC




### BRAKE VALVE TRIM



**VP170066**  
PB - BRAKE VALVE CONTROL  
TRIM - 379 - 2001 - 2005



**VP170067**  
PB - BRAKE VALVE CONTROL  
TRIM - 387 - 1999 - 2005



**VP170088**  
PB - 389 BREAK VALUE COVER



## INTERIOR CAB - 17

### CEILING LIGHT TRIM



**VP170064**  
PB - CEILING LIGHT TRIM - 359 -  
1973 - 1987



**VP170065**  
PB - CEILING LIGHT TRIM - 379  
- 1987 & NEWER

### HEAD LINER TRIM



**VP170029**  
PB VISOR MIRROR TRIM 2 PC.



**VP170040**  
PB HEAD LINER COVER RADIO  
ONLY 379



**VP170042**  
PB HEADER PLATE - 377, 378,  
379 - W/ CUTOUT 1987 - 1997



**VP170076**  
PB - 389 UPPER CENTER CONSOLE  
COVER - UNDER CB RADIO



**VP170077**  
PB - 389 UNDER CONSOLE  
COVER - 1 PCS



**VP170079**  
PB - 389 CONSOLE COVER  
BOX-1 PC W/4" LIP



**VP170078**  
PB - 389 UNDER CONSOLE COVERS  
- 2 PCS - VP170076, VP170077



**VP170073**  
PB - 389 CUBBY DOOR COVER  
- DRIVERS SIDE



**VP170074**  
PB - 389 CUBBY DOOR COVER  
- PASSENGER SIDE



**VP170101**  
PB - 389 CUBBY DOOR  
COVERS - 2 PCS





## INTERIOR CAB - 17

### DOOR TRIM



**VP170102**  
PB - 389 INSIDE DOOR  
WINDOW TRIM - 2 PCS



**VP170039**  
PB - 379 UPPER DOOR  
WINDOW TRIM - PR



**VP170031**  
PB VIEW WINDOW INTERIOR  
TRIM RING



**VP170071**  
PB - ANY 379 SIDE WINDOW  
POST COVERS ALL YEARS 2 PC  
(L+R)



**VP170072**  
PB - 389 SIDE WINDOW POST  
COVERS 2 PC (L+R)



**VP170093**  
PB - 389 DOOR HANDLE &  
WOOD TRIM - DRIVERS SIDE



**VP170094**  
PB - 389 DOOR HANDLE & WOOD  
TRIM - PASSENGER SIDE



**VP170095**  
PB - 389 CENTER DOOR TRIM -  
DRIVERS SIDE

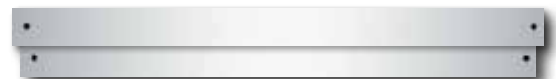


**VP170096**  
PB - 389 CENTER DOOR TRIM -  
PASSENGER SIDE



**VP170097**  
PB - 389 WINDOW TRIM - SMALL  
FRONT PC - DRIVERS SIDE

### MAP POCKET TRIM



**VP170043**  
PB MAP POCKET TRIM 377,  
378, 379 1987 & NEWER



**VP170098**  
PB - 389 WINDOW TRIM  
- SMALL FRONT PC -  
PASSENGER SIDE



**VP170104**  
PB - 389 DOOR PANEL COVER  
- PASSENGER SIDE



## INTERIOR CAB - 17

### WINDSHIELD TRIM



**VP170048**

359 WINDSHIELD POST COVER



**VP170070**

PB - INTERIOR CENTER POST  
WINDSHIELD TRIM - 379, 388, 389



**VP170080**

PB - 379, 378, 389 INSIDE  
WINDSHIELD TRIM - 3 PCS

### DOOR INTERIOR LOGOS



**VP170002**

PB AMERICAN CLASS INTER. DOOR LOGO  
TRIM PR



**VP170025**

PB AMERICAN CLASS INTER. LOGO TRIM  
ELEGANT PR



**VP170038**

PB AMERICAN CLASS INTERIOR DOOR  
LOGO - TEAR DROP - PR

### DOOR KICK PANELS



**VP170044**

PB DOOR KICK PANELS - VIEW  
WINDOW 377, 378, 379 - 1987 &  
NEWER - PR



**VP170045**

PB DOOR KICK PANELS - 377,  
378, 379 - 1987 & NEWER - PR



**VP170046**


PB DOOR KICK PANELS - VIEW  
WINDOW 359 1973 - 1987 - PR



**VP170103**

PB - 389 LOWER DOOR KICK  
PANEL - PASSENGER SIDE


### ARM REST TRIM



**VP170058**

DOOR ARM REST TRIM 93-01 PR

### VENT TRIM




**VP170051**

PB 359 VENT TRIM - A/C DEFROSTER - 1973 - 1987




## INTERIOR SLEEPER - 18

### SLEEPER CONTROL TRIM



**VP180006**  
PBSLEEPERCONTROLPANEL  
COVER 379 -  
2000 - 2005



**VP180008**  
PB 359 SLEEPER DRIVERS  
SIDE CONTROL PANEL  
TRIM 3 PC



**VP180004**  
PB 70" ULTRA SLEEPER  
UPPER LEFT CONTROL  
TRIM - 379



**VP180011**  
PB 70" ULTRA SLEEPER  
LOWER LEFT CONTROL  
PANEL TRIM




**VP180005**  
PB 70" ULTRA SLEEPER  
LOWER RIGHT PANEL TRIM  
- 379



**VP170063**  
PB - ASH TRAY DOOR COVER -  
379 - 1987 - 2005



**VP180009**  
PB 70" ULTRA-SLEEP  
CONTROL PANEL 4 PC



**VP180022**  
PB - 389 SLEEPER - A/C  
CONTROL PANEL COVER -  
STAND-UP

### MIRROR TRIM



**VP180007**  
PB 70" ULTRA-SLEEP  
MIRROR  
TRIM



**VP180015**  
PB - 389 SLEEPER - MIRROR  
TRIM RING

### SLEEPER TRIM



**VP180001**  
PB 359 RT SIDE UNDER BUNK



**VP180002**  
PB 359 SLEEP SIDE OF UPPER  
STORAGE TRIM

*Quality Stainless At A Lower Price*

## INTERIOR SLEEPER - 18

### SLEEPER DOOR COVERS



**VP180017**  
PB - 389 SLEEPER - CUBBY  
DOOR COVER - DRIVERS SIDE



**VP180018**  
PB - 389 SLEEPER - CUBBY  
DOOR COVER -  
PASSENGER SIDE



**VP180026**  
PB-SLEEPER CUBBY HOLE COVERS  
FROM THE REAR SIDE 388, 389 -  
63"/72" FLAT-TOP - 2-PCS

### SLEEPER LIGHT TRIMS



**VP180016**  
PB - 389 SLEEPER - LIGHT  
TRIM RING - ABOVE MIRROR

### SLEEPER POST TRIMS



**VP180020**  
PB - 389 SLEEPER - REAR CORNER  
POST TRIM - PASSENGER SIDE

### SLEEPER BUNK TRIMS



**VP180029**  
PB - FRONT OF BUNK COVER -  
388, 389 - 63"/72" FLAT-TOP

### SLEEPER HEAD LINER TRIM



**VP180027**  
PB - FRONT HEAD LINER TRIM  
- 388, 389 - 63"/72" FLAT-TOP



**VP180028**  
PB - REAR HEAD LINER TRIM -  
388, 389 - 63"/72" FLAT-TOP

### SLEEPER DOOR TRIMS



**VP180021**  
PB - LOWER KICK PANEL FOR  
LARGE SLEEPER DOOR




**VP180024**  
PB - HANDLE TRIM FOR LARGE  
SLEEPER DOOR - 379, 388, 389



INTERIOR SLEEPER - 18

## REFRIGERATOR DOOR COVER



**VP180040**  
REFRIGERATOR DOOR COVER - 1  
PC - STAINLESS



## KENWORTH






# VK

## KW W900L 2014 Truck View



Parts shown on truck include light options - Call 800-354-0976 for customer service

- |  |   |
|--|---|
| ① KW Rolled End American Eagle                 | ⑦ VK 110205 - Cab Panel (Shown with Light Option)                       |
| ② VK 120501 - Blinker Bar                      | ⑧ VK 110017-5 - Lower Look - 5"   |
| ③ VK 100022 - Air Cleaner Fairing              | ⑨ VK 150030 - Battery Box Cover Highlight                               |
| ④ VK 110305 - Hood Extension Panel             | ⑩ VK 142200 - Sleeper Panel 62" (Shown with Light Option)               |
| ⑤ VK 132005-BF - Gangster Butterfly Visor      | ⑪ VK 150028 - Urea Tank Cover   |
| ⑥ VK 110018 - 4 Piece Gangster Window Trim-Lg. | ⑫ VK 150003 R - 73" Fuel Tank Fairing - Round (Shown with Light Option) |
|  | ⑬ VK 150041 - 57" Fuel Tank Wrap  |



Parts shown on truck include Light Options - Call 800-354-0976 for customer service

- |   |  |
|---|--|
| ① Rolled End American Eagle                   | ⑤ VK 132005-BF - Gangster Butterfly Visor                              |
| ② VK 120501 - Blinker Bar (Custom logo shown) | ⑥ VK 110018 - 4 Piece Gangster Window Trim - Large                     |
| ③ VK 100022 - Air Cleaner Fairing             | ⑭ VK 150032 - Battery Box Step Highlights - 5 Pc.                      |
|   | ⑮ VK 112209 - 8 V - Strapless Air Cleaner Support (Shown Light Option) |






## VK

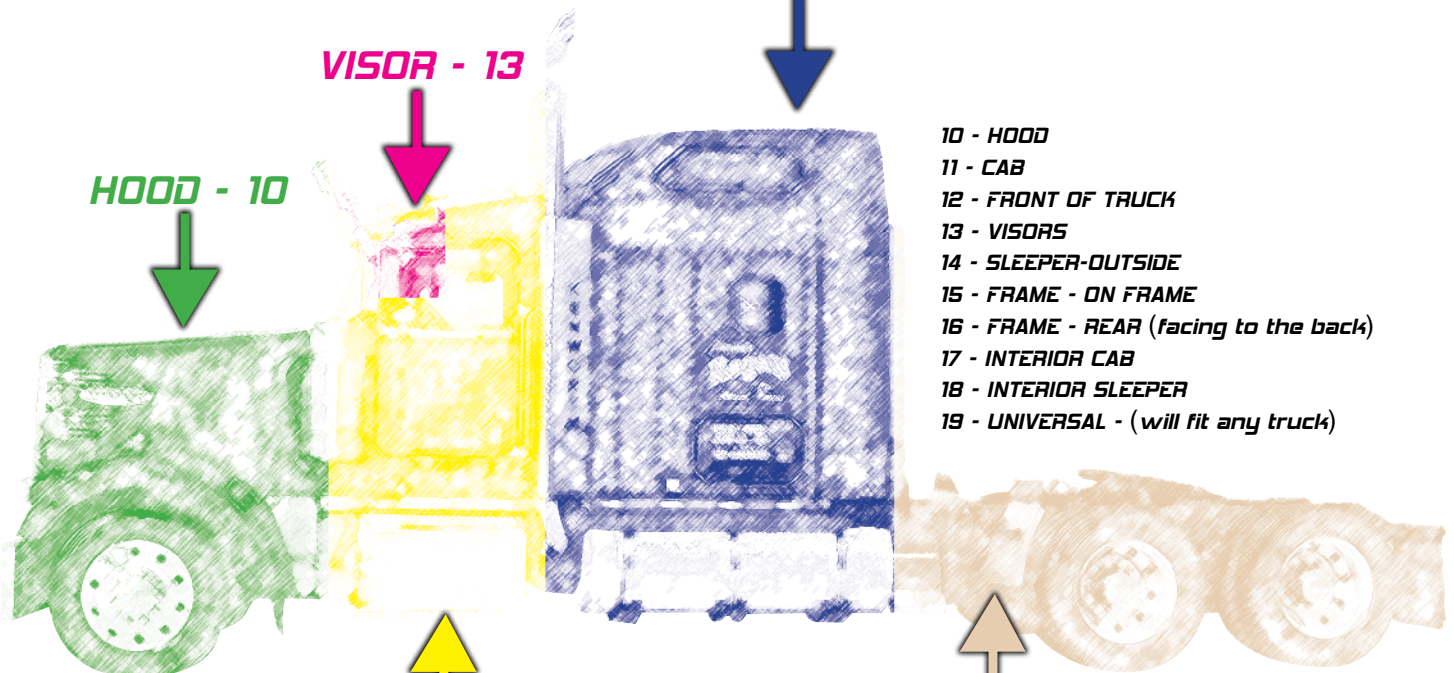


**FRONT OF TRUCK - 12**



**FRAME REAR - 16**

**SLEEPER OUTSIDE - 14**



**HOOD - 10**

**VISOR - 13**

**CAB - 11**

- 10 - HOOD
- 11 - CAB
- 12 - FRONT OF TRUCK
- 13 - VISORS
- 14 - SLEEPER-OUTSIDE
- 15 - FRAME - ON FRAME
- 16 - FRAME - REAR (facing to the back)
- 17 - INTERIOR CAB
- 18 - INTERIOR SLEEPER
- 19 - UNIVERSAL - (will fit any truck)

**FRAME - 15**



---

*W I N G M A S T E R*

***FIND US ON SOCIAL MEDIA***  
***@VCPWINGMASTER***



**CAB & SLEEPER PANELS**

## **W900L - T800**



**CAB PANELS**  
**SLEEPER PANELS**  
**HOOD REPLACEMENT PANELS**  
**EXTENSION PANELS**





## CAB PANELS - 11

### CAB PANELS



**VK110200**  
W900L - AEROCAB - CAB  
PANELS - 50.25" - BLANK



**VK110201**  
T660 - CAB PANELS - BLANK



**VK110205**  
W900L - 2014 - HIGHLIGHT -  
BLANK - 2 PCS



**VK110206**  
W900L - 2014 - HIGHLIGHT  
- BLANK - W/ LIGHT HOLE -  
HEATER PLUG HOLE



**VK110209**  
2015 T680 - CAB PANELS - BLANK



**VK110210**  
2016 T680 - CAB PANELS - BLANK



**VK110211**  
2016 T680 - CAB PANELS - BLANK  
W/HEATER PLUG HOLE


**USE THE BLANK CAB PANEL NO'S FOR YOUR CAB PANEL LIGHT OPTIONS**



**EXAMPLE**  
VK110200-4UN



**EXAMPLE**  
VK110200-5R



**EXAMPLE**  
VK110200-4RA



**EXAMPLE**  
VK110200-4EA

### TO BUILD A PANEL

- 1 - PICK BLANK PART NUMBER
- 2 - PICK LIGHT TYPE (REFER TO PAGE 211)
- 3 - PICK THE NUMBER OF LIGHTS

### EXAMPLE:

VK110200 - CAB PANEL - BLANK  
4 - NUMBER OF LIGHTS  
E - ELITE (A - AMBER)

**VK110200 - 4 EA**





### SLEEPER PANELS - 14

## SLEEPER PANELS

### VK142035

KW SLEEPER PANELS - T600 (1995 & NEWER, NO FAIRINGS) T800 (1986 & NEWER), W900 (1986 & NEWER) - 42" - BLANK

### VK142008

KW SLEEPER PANELS - AEROCAB - NO SIDE FAIRING - T600, T800, W900 - 60" - BLANK - 1995 & NEWER

### VK142015

KW SLEEPER PANELS - AEROCAB - NO SIDE FAIRING - T600, T800, W900 - 72" - BLANK

### VK142023

KW SLEEPER PANELS - AEROCAB - NO SIDE FAIRING - T600, T800, W900 - 86" - BLANK

### VK142024

KW SLEEPER PANELS - T680 HIGH ROOF - 76" BLANK

### VK142025

KW SLEEPER EXHAUST FILLER PANEL - T680 HIGH ROOF 76" SLEEPER BLANK

### VK142030

KW SLEEPER PANELS - AEROCAB - NO SIDE FAIRING, PASS SIDE NOTCHED FOR EXH - T600, T800, W900 - 62" - BLANK

### VK142100

KW SLEEPER PANELS - AEROCAB - W/EXHAUST - W900 L - 62" - BLANK

### VK142101

KW SLEEPER PANELS - AEROCAB - W/EXHAUST - W900 L - 72" - BLANK

### VK142105

KW SLEEPER PANELS - AEROCAB - W/FUEL DOOR - W900 L - 86" - BLANK

### VK142200

KW SLEEPER PANELS - 2014 AEROCAB - 62" - BLANK - 2 PCS

**USE THE BLANK SLEEPER PANEL NO'S FOR YOUR SLEEPER PANEL LIGHT OPTIONS.**



**EXAMPLE**

**VK142008-3UN**



**EXAMPLE**

**VK142008-5RA**



**EXAMPLE**

**VK142023-8EA**

### TO BUILD A PANEL

- 1 - PICK BLANK PART NUMBER
- 2 - PICK LIGHT TYPE (REFER TO PAGE 211)
- 3 - PICK THE NUMBER OF LIGHTS

### EXAMPLE:

VK142023 - SLEEPER PANEL - BLANK  
8 - NUMBER OF LIGHTS  
E - ELITE (A - AMBER)

**VK142023 - 8 EA**



## HOOD EXTENSION PANELS - 11

### HOOD EXTENSION PANELS



**VK110300**

HOOD EXTENSION PANELS - W900L - BLANK - 1997-2004 - 2 PCS



**VK110305**

HOOD EXTENSION PANELS - W900L - BLANK - 2014 - 2 PCS

**USE THE BLANK PANELS FOR YOUR EXTENSION PANEL LIGHT OPTIONS**

**EXAMPLE**



**VK110300-3UN**

**EXAMPLE**



**VK110300-4EA**



#### TO BUILD A PANEL

- 1 - PICK BLANK PART NUMBER
- 2 - PICK LIGHT TYPE (REFER TO PAGE 211)
- 3 - PICK THE NUMBER OF LIGHTS

**EXAMPLE:**

VK110300 - HOOD EXTENSION - BLANK  
4 - NUMBER OF LIGHTS  
E - ELITE (A - AMBER)

**VK110300 - 4 EA**



## SLEEPER EXTENSION PANELS - 14

### SLEEPER EXTENSION PANELS



**VK143001**  
SLEEPER EXTENSION PANELS  
- T600, T800, W900 - BLANK -  
1992 - 2012



**VK143002**  
KW SLEEPER EXT. PANELS  
- T680 HIGH ROOF 76"  
SLEEPER W/SIDE FAIRING

**USE BLANK EXTENSION PANELS FOR  
YOUR EXTENSION LIGHT OPTIONS**



**EXAMPLE**  
VK143001-1EA



**EXAMPLE**  
VK143001-2RA



**EXAMPLE**  
VK143001-2RN

#### TO BUILD A PANEL

- 1 - PICK BLANK PART NUMBER
- 2 - PICK LIGHT TYPE (REFER TO PAGE 211)
- 3 - PICK THE NUMBER OF LIGHTS

#### EXAMPLE:

VK143001 - SLEEPER EXT. PANEL - BLANK  
1 - NUMBER OF LIGHTS  
E - ELITE (A - AMBER)

**VK143001 - 1 EA**



## LIGHT OPTION CHART

### LIGHT OPTION CHART

USE THE FOLLOWING LIGHT CHART TO BUILD YOUR REAR LIGHT BARS, CAB AND SLEEPER PANELS, HOOD EXTENSION PANELS, AND SO ON. USE THE FIRST LETTER IN THE NAME OF THE LIGHT AND THE FORM YOU WISH THE LIGHT TO BE.

### EXAMPLE

XXXXXXXX  
PART NUMBER

X  
NUMBER OF LIGHTS

E (ELITE)  
NAME OF LIGHT (1<sup>ST</sup> LETTER)

A (AMBER)  
COLOR OF LIGHT



**6" OVAL**  
AMBER - OA  
CLEAR AMBER - OCA  
RED - OR  
CLEAR RED - OCR



**PETE**  
AMBER - PA  
RED - PR



**ELITE**  
AMBER - EA  
CLEAR AMBER - ECA  
RED - ER  
CLEAR RED - ECR



**ELITE MINI**  
AMBER - EMA  
CLEAR AMBER - EMCA  
RED - EMR  
CLEAR RED - EMCR



**2" ROUND**  
AMBER - RA  
CLEAR AMBER - RCA  
RED - RR  
CLEAR RED - RCR



**CORAL**  
AMBER - CA  
CLEAR AMBER - CCA  
RED - CR  
CLEAR RED - CCR



**BULLSEYE**  
AMBER - BA  
CLEAR AMBER - BCA  
CLEAR RED - BCR  
RED - BR



**WAND LIGHT**  
AMBER - WA  
RED - WR



**U**  
UNIVERSAL



**RN**  
ROUND



**S**  
SLOTTED



# AIR CLEANER LIGHT BOXES



## Kenworth T680

Bumpers &  
Stainless Accessories Now Available!



### PARTS LIST:

- 1 VK110028 Top of door trim – “lowered” look
- 2 VK110209 Cab Panel – Blank (VK110209-3EA shown)
- 3 VK150029 DEF Tank Cover
- 4 VK120101 Bug shield
- 5 VK130007 12” drop visor
- 6 FV-0010-708 Chrome front bumper (other options available)

Call to order 800.354.0976

Bumpers & Wingmaster  
Stainless Accessories are...



CAB - 11

## AIR CLEANER LIGHT BOXES - BLANK



**VK113000**

AIR CLEANER LIGHT BOXES - W900 - FRONT - BLANK



**VK113001**

AIR CLEANER LIGHT BOXES - W900 - CENTER MOUNT - FRONT - BLANK



**VK110020**

AIR CLEANER LIGHT BOXES - W900 - REAR - BLANK



**VK112209**

KW - AIR CLEANER SUPPORT - BLANK - W900L - 2014 - PR

### TO BUILD A LIGHT BOX

- 1 - PICK BLANK PART NUMBER
- 2 - PICK LIGHT TYPE (REFER TO PAGE 211)
- 3 - PICK THE NUMBER OF LIGHTS

### EXAMPLE:



**VK113000-8RA**

AIR CLEANER LIGHT BOXES - W900 - FRONT - 8 ROUND AMBERS



## HOOD - 10

### EMBLEM ACCENTS

#### KENWORTH EMBLEMS NOT INCLUDED



**VK100001**  
EMBLEM ACCENT  
OLD GLORY PR



**VK100002**  
EMBLEM ACCENT  
3 POINT SLOTTED PR



**VK100003**  
EMBLEM ACCENT  
FLAMES PR



**VK100004**  
EMBLEM ACCENT  
HIGH LIGHT PR



**VK100005**  
EMBLEM ACCENT  
3 POINT - PR



**VK100006**  
EMBLEM ACCENT  
SATURN - PR



**VK100007**  
EMBLEM ACCENT  
SHORT SATURN - PR



**VK100008**  
EMBLEM ACCENT  
3-D LOOK - PR



**VK100009**  
EMBLEM ACCENT  
VICTORY LANE - PR



**VK100012**  
EMBLEM ACCENT  
U SHAPED UNDERLINE



**VK100015**  
EMBLEM ACCENT  
OVAL W/ UPWARD FLAME

### AIR CLEANER FAIRING



**VK100013**  
AIR CLEANER FAIRING W9L PR



**VK100020**  
AIR CLEANER FAIRING W9L  
PR 2014



**VK100022**  
AIR CLEANER FAIRING W9L PR  
2014 - SLIM VERSION







- VK130001-1ECA - DROP VISOR
- VK100013-3ECA - AIR CLEANER FAIRINGS
- VK120008 - SIDE HOOD DEFLECTOR
- VK110300-3ECA - LOWER HOOD EXT. PANEL
- VK110200-4ECA - CAB PANELS
- VK142023-5ECA - SLEEPER PANEL
- VK143001 - SLEEPER EXT. PANEL
- VK110002 - DAYLIGHT OUTER DOOR TRIM
- VK120501 - BLINKER BARS



## HOOD - 10

### HOOD LATCH GUARDS



**VK100017**

KW - HOOD LATCH GUARDS  
T222, T800, W900 1989 &  
NEWER - PR



**VK100018**

KW - HOOD LATCH GUARDS  
ALL MODELS W/ BALL LATCH  
1968 -1989 - PR



**VU190011**

PB, FL, KW, HOOD LATCH  
ACCENT TRIM - PR



### LOWER HOOD PANELS

EMBLEMS NOT INCLUDED



**VK100016**

KW - LOWER HOOD PANELS -  
W900 1989 & NEWER - PR



**VK100021**

KW - W900L CENTER  
HOOD TRIM

### CENTER HOOD TRIM



### EXTERIOR WINDOW TRIM



**VK110002**

KW DAYLIGHT DOOR OUTER TRIM - 6PC




**VK110012**

KW EXTERIOR WINDOW TRIM - PASSENGER DOOR VIEW - DAYLIGHT DOOR



**VK110013**

KW EXTERIOR WINDOW TRIM PASSENGER DOOR VIEW



**VK110021**

2014 KW WINDSHIELD TRIM - 4 PC - W900 CURVED WINDSHIELD



**VK110018**

2014 KW WINDSHIELD TRIM - 6 PC - W900 - CURVED WINDSHIELD - LARGE

### DOOR TRIM



**VK110222**

KW - T680 DOOR ENTRY KICK PANELS - 4PCS UPPER & LOWER



**VU190012**

PB, KW CHROME PLASTIC DOOR HANDLE TRIM - PR



**VK110003**

PB, KW STAINLESS DOOR HANDLE TRIM - PR

### LOWER LOOK



**VK110017**

KW WINDOW LOWERED LOOK 4.5" FITS DAYLIGHT DOOR ONLY



**VK110028**

KW T680 LOWERED LOOK - 2015

### AIR DEFLECTORS



**VK110001**

T300 T600 T800 W900 WINDOW AIR DEFLECTORS PR




**VK110090**


KW EXHAUST SHIELD W/NO LOGO W900B

## FRONT OF TRUCK - 12

### BLINKER BARS



**VK120501**  
KW - W900B FRONT BLINKER  
BARS W/LIGHTS



**VK100501**  
KW - W900B REAR BLINKER  
BARS W/LIGHTS

**VK120501BL**  
KW - W900B FRONT BLINKER  
BARS BLANK



### GRILLS



**VK120600**  
KW GRILL T600B -  
HORIZONTAL - RIVETED

### BUGSHIELDS & TRIM



**VK120005**  
KW BUGSHIELD & TRIM -  
HIGHLIGHTED - W900L - 1989  
& NEWER



**VK120006**  
KW BUGSHIELD & TRIM -  
FLAMED - W900L - 1989 &  
NEWER



**VK120023**  
KW BUGSHIELD TRIM - W900L -  
HIGHLIGHT ONLY



**VK120024**  
KW BUGSHIELD TRIM - W900L -  
FLAME - ONLY



**VK120009**  
KW STAINLESS BUG SHIELD  
- 900L



**VK120010**  
KW STAINLESS BUG SHIELD  
- 900B



**VK120012**  
KW STAINLESS BUG SHIELD  
- T600



**VK120013**  
KW STAINLESS BUG SHIELD  
- T800



**VK120015**  
KW STAINLESS BUG SHIELD  
- T660



**VK120101**  
KW STAINLESS BUG SHIELD -  
T680 2015





## FRONT OF TRUCK - 12

### TAG HANGERS



**VU190007**

PB 2 TAG HANGER (PB KW FL)



**VU190008**

PB 3 TAG HANGER (PB KW FL)



**VU190035**

TAG HANGER - SINGLE TAG -  
90 DEG.



**VU190036**

TAG HANGER - 2 TAG - 90 DEG.



**VU190037**

TAG HANGER - 3 TAG - 90 DEG.



### FLAP WEIGHTS



**VK190001**

2014 W900 L - FRONT FENDER  
FLAP WEIGHTS - 2 PCS

### FENDER GUARDS



**VK120016**

KW - FENDER GUARDS -  
W900L - 1989 & NEWER - PR



**VK120017**

KW - FENDER GUARDS -  
W900L - FLUSH MOUNT 1989 &  
NEWER - PR



**VK120019**

KW - FENDER GUARDS -  
W900B - FLUSH MOUNT 1989 &  
NEWER - PR



**VK120022**

KW - FENDER GUARDS - T-800  
AERO CAB - 1996 & NEWER - PR



**VK120019**



**VK120018**

KW - T680 FENDER GUARDS  
- FITTED - 4PCS. UPPER &  
LOWER



## FRONT OF TRUCK - 12

### TOW PIN COVERS



**VK120003**

TOW PIN COVER - MOUNTS W/ HARDWARE - PR

### LOWER GRILL TRIM



**VK120002**

W9L LOWER GRILL FILTER TRIM

### DEFLECTORS HOOD & SIDE




**VK120001**

W900L TOP GRILL DEFLECTORS - PR



**11151**

HOOD WING - POWER STYLE



**11191**

FENDER WINGS - POWER STYLE



**22281**

SIDE HOOD WINGS



**VK120007**

KW SIDE GRILL DEFLECTOR - FULL LENGTH - W900L



**VK120008**

KW SIDE GRILL DEFLECTOR - FOR USE WITH BLINKER BAR - W900L



**VK120004**

KW SIDE GRILL DEFLECTORS



**VK120008**



## VISORS - 13

### VISORS



#### **VK130001**

VK-13" - DROP VISOR - W900 AEROCAB CURVED - 1995 - 2006

#### **VK131001**

KW - 13" - DROP VISOR - W900 AEROCAB CURVED 1995 & 2006 - 1PC - BOLTLESS



#### **VK130002**

KW - 13" - DROP VISOR - W900 - CABS W/ SPLIT FLAT WINDSHIELDS 1984 TO 1998

#### **VK131002**

KW - 13" - DROP VISOR - W900 - CABS W/ SPLIT FLAT WINDSHIELDS 1984 TO 1998 - 1PC - BOLTLESS



#### **VK130003**

KW - 13" - DROP VISOR - (W900 2007-2013) - (T660, T800 2007-2015)- CURVED WINDSHIELD

#### **VK131003**

KW - 13" - DROP VISOR - W900 - T660 - CURVED WINDSHIELD - 2007 & NEWER - 1PC - BOLTLESS



#### **VK130004**

KW - 13" - DROP VISOR - W900 - CABS W/ SPLIT FLAT WINDSHIELD 1999 TO 2004

#### **VK131004**

KW - 13" - DROP VISOR - W900 - CABS W/ SPLIT FLAT WINDSHIELD 1999 TO 2004 - 1PC - BOLTLESS



#### **VK130007**

KW - 13" - DROP - T680, T880 - CURVED WINDSHIELD - 2015



## VISORS - 13

### VISORS



#### **VK132001**

KW - 12" - GANGSTER VISOR - DROP  
- W900 - CURVED WINDSHIELD - 1995  
- 2006 - 2 PC

**EXAMPLE**



#### **VK132003**

KW - 12" - GANGSTER VISOR -  
DROP - W900, T660, T800 - CURVED  
WINDSHIELD - 2007 & NEWER - 2  
PC

#### **VK132001P**

KW - 12" - GANGSTER VISOR  
PAINTABLE - DROP - W900 - CURVED  
WINDSHIELD - 1995 - 2006 - 2 PC



#### **VK132001-BF**

KW - 12" - GANGSTER BUTTERFLY  
VISOR - DROP - W900 - CURVED  
WINDSHIELD - 1995 - 2006 - 2 PC

**EXAMPLE**



#### **VK132001P-BF**

KW - 12" - GANGSTER BUTTERFLY  
VISOR PAINTABLE - DROP - W900 -  
CURVED WINDSHIELD - 1995 - 2006  
- 2 PC



ONLY AVAILABLE IN 12"



## VISORS - 13

### VISORS



#### **VK135001**

KW - 13" - WICKED - DROP  
- W900 AEROCAB CURVED  
1995-2006 - 2 PIECE

JUST ADD -P FOR PAINTABLE  
ALL WICKED VISORS BOLTLESS



#### **VK135002**

KW - 13" - WICKED - DROP  
- W900 - CABS W/ SPLIT  
FLAT WINDSHIELDS 1984  
TO 1998 - 2 PIECE



#### **VK135003**

KW - 13" - WICKED -  
DROP - W900, T660, T800  
- CURVED WINDSHIELD -  
2007 & NEWER - 2 PIECE



#### **VK135004**

KW - 13" - WICKED -  
DROP - W900 - CABS W/  
SPLIT FLAT WINDSHIELD  
1999 TO 2004 - 2PIECE



**WICKED VISORS FROM  
WINGMASTER**



#### **VK136001**

KW - 14" - WICKED  
GANGSTER - W900 -  
CURVED WINDSHIELD -  
1995-2006 - 2 PIECE



#### **VK136003**

KW - 14" - WICKED  
GANGSTER - W900,  
T660, T800 - CURVED  
WINDSHIELD -  
2007-NEWER - 2 PIECE

YOU SAY  
**WICKED**  
LIKE IT'S A BAD THING

SLEEPER - OUTSIDE - 14

## WINDOW TRIM



**VK140002**  
W9L SLEEPER WINDOW TRIM-  
PR



**VK140003**  
KW 72" SLEEPER UPPER WINDOW  
TRIM (SLIDING OR SWING) PR



**VK140004**  
KW 86" STUDIO SLEEPER UPPER  
SLIDING WINDOW TRIM PR

## SIDE MARKER TRIM



**VK140001**  
T600 SIDE MARKER LIGHT  
ACCENT TRIM - PR

## TURBOWING BRACKET



**VU190021**  
TURBO WING BRACKET-  
STAND-UP SLEEPERS

## AIRLINE BOXES



**VU190015**  
AIR LINE BOX - STANDARD



**VU190016**  
AIR LINE BOX - 2-PLUG



FRAME - 15 & FRAME REAR - 16 - 19

## TOOL & BATTERY BOX COVERS



**VK150004**

KW - BATTERY BOX COVER - T600, T800, W900 - 39.5" X 9.0"



**VK150005**

KW - BATTERY BOX COVER - T600, T800, W900 - 45" X 9"



**VK150006**

KW - TOOL BOX COVER - T600, T800, W900 - 39.5" X 8.5"



**VK150007**

KW - TOOL BOX COVER - T600, T800, W900 - 45" X 8.5"



**VK150008**

T660 DAY CAB BATTERY BOX HIGHLIGHT



**VK150030**

2014- W900 L - BATTERY BOX STEP COVER



**VK150031**

2014- W900 L - BATTERY BOX COVER HIGHLIGHT - 2 PCS



**VK150032**

2014- W900 L - BATTERY BOX STEP HIGHLIGHT - 5 PCS

## CATALYTIC HIGHLIGHT



**VK150021**

2014- W900 L - CATALYTIC COVER HIGHLIGHT - 2 PCS



**VK150020**

2014- W900 L - CATALYTIC STEP COVER



**VK150022**

2014- W900 L - CATALYTIC STEP HIGHLIGHTS - 5 PCS

## REAR FRAME COVERS



**VK160001**

KW - REAR FRAME COVER - 1992 & NEWER



**VK160002**

KW - REAR FRAME COVER - STEER HEAD - 1992 & NEWER

## DECK PLATES STAINLESS



**VK192010**

FRONT DECK PLATE FLUSH MOUNT - W/ AIR LINE BOX CUTOUT - 2014 W900 L



**VK192011**

MID DECK PLATE FLUSH MOUNT - 2014 W900 L - 66"X27"



**VK192012**

REAR DECK PLATE - FLUSH MOUNT - 2014 W900 L





## FRAME - 15

### FUEL TANK FAIRINGS

NOT AVAILABLE IN 430 STAINLESS

#### VK150001

KW - FUEL TANK FAIRINGS 60"  
- W900 - 1998 & NEWER - PR

#### VK150002

KW - FUEL TANK FAIRINGS 66"  
- W900 - 1998 & NEWER - PR

#### VK150003

KW - FUEL TANK FAIRINGS  
73" - W900 - 1998 & NEWER - PR

#### VK150001R

KW - FUEL TANK FAIRINGS  
60" - ROUND - W900 - 1998 &  
NEWER

#### VK150002R

KW - FUEL TANK FAIRINGS  
66" - ROUND - W900 - 1998 &  
NEWER

#### VK150003R

KW - FUEL TANK FAIRINGS  
73" - ROUND - W900 - 1998 &  
NEWER

**LIGHT OPTIONS AVAILABLE ON  
VK150001, VK150002 & VK150003  
SEE PAGE 156**

EXAMPLE

VK150003-SEA

### FUEL TANK WRAPS



#### VK150040

KW - 2014 FUEL TANK -  
HYDRAULIC TANK COMBO  
WRAP - 72"



#### VK150041

KW - 2014 FUEL TANK WRAP -  
75 GALLON - 57"



#### VK150029

KW - UREA TANK COVER 2015  
T680

### UREA TANK COVER



#### VK150028

KW - 2014 W900 L - UREA  
TANK COVER





## INTERIOR CAB - 17

### DASH TRIM



**VK170001**

KW HEATER CONTROL PLAIN COVER - 2001



**VK170009**

KW IGNITION SWITCH PANEL TRIM 4 HOLES 01-NEWER



**VK170010**

KW IGNITION SWITCH PANEL TRIM 3 HOLES 01-NEWER



**VK170004**

KW AIR VALVE DASH TRIM 01-NEWER



**VK170019**

KW-CENTER CONSOLE MAP LIGHT TRIM W/SWITCHES - 2004 & OLDER



**VK170025**

KW-IGNITION PANEL WITH 3 SWITCH HOLES - 2002 - 2005



**VK170026**

KW-IGNITION PANEL WITH 4 SWITCH HOLES - 2002 - 2005



**VK170027**

KW-WIPER/WASHER CONTROL TRIM - NO SWITCH - 2002 - 2005

### MIRROR TRIM



**VK170028**

KW-WIPER/WASHER CONTROL TRIM - W / SWITCH HOLE - 2002 - 2005



**VK170018**

KW-PASSENGER SIDE MIRROR TRIM

### GLOVE BOX COVERS



**VK170013**

KW GLOVE BOX COVER W/ CUTOUT 2 PC



**VK170014**

KW GLOVE BOX COVER W/ CUTOUT 01-OLDER



**VK170003**

KW RT SIDE OF GLOVE BOX TRIM 01-NEWER

## INTERIOR CAB - 17

### LIGHT TRIM



**VK170020**  
KW-CEILING LIGHT TRIM

### ACCELERATOR TRIM



**VK170029**  
KW ACCELERATOR SCUFF  
PANEL - 2002 - 2005


### LOWER DASH TRIM



**VK170021**  
KW-ASH TRAY TRIM



**VK170022**  
KW CUP HOLDER TRAY TRIM -  
2001 & OLDER



**VK170024**  
KW-DRIVERS SIDE ASH TRAY  
SURROUND TRIM -  
2001 & OLDER



**VK170023**  
KW - CUBBY HOLE TRIM -  
2001 & OLDER



**VK170040**  
KW-PASSENGER SIDE ASH  
TRAY SURROUND TRIM -  
2001 & OLDER



**VK170000**  
KW -DRIVER & PASSENGER  
SIDES ASH TRAY SURROUND  
TRIM - 2001 & OLDER 2PCS

## INTERIOR CAB - 17

### CONSOLE TRIM



**VK170002**  
W900L UPPER CONSOLE TRIM



**VK170005**  
KW SIDE OF CONSOLE TRIM  
01-NEWER



**VK170006**  
KW TOP OF CONSOLE TRIM  
01-NEWER



**VK170007**  
KW PASSENGER SIDE END  
DASH TRIM 01-NEWER




**VK170008**  
KW DRIVER SIDE END DASH  
TRIM 01-NEWER



**VK170007**

### HEADLINER TRIM



**VK170016**  
KW HEADLINER TRIM  
ABOVE S/U



**VK170017**  
WINDSHIELD POST TRIM -  
CURVED WINDSHIELD - PR

### VIEW WINDOW TRIM



**VK170011**  
KW VIEW WINDOW TRIM FOR  
DAYLIGHT DOOR

### HEATER COVER

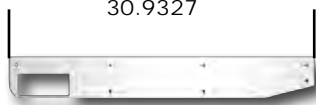


**VK170012**  
KW LOWER HEATER COVER  
01-OLDER



## KICK PANELS

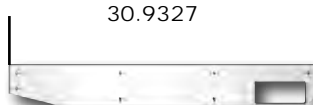
30.9327



**VK170030**

KW-DOOR KICK PANEL - LEFT  
SIDE - W900 - 1995 & NEWER

30.9327



**VK170031**

KW-DOOR KICK PANEL -  
RIGHT SIDE - W900 - 1995 &  
NEWER



**VK170032**

KW-DOOR KICK PANEL - LEFT  
SIDE - AERO CAB - 1995 &  
NEWER



**VK170033**

KW-DOOR KICK PANEL -  
RIGHT SIDE - AERO CAB - 1995  
& NEWER



**VK170034**

KW-DOOR KICK PANEL - LEFT  
SIDE - MAP POCKET CUTOUT -  
W900 - 1995 & NEWER



**VK170035**

KW-DOOR KICK PANEL -  
RIGHT SIDE - VIEW WINDOW  
CUTOUT - W900 - 1995 &  
NEWER



**VK170036**

KW-DOOR KICK PANEL - LEFT  
SIDE - DAYLIGHT DOOR - VIEW  
- AERO CAB - 1991 & NEWER



**VK170037**

KW-DOOR KICK PANEL -  
RIGHT SIDE - DAYLIGHT DOOR  
- VIEW - AERO CAB - 1995 &  
NEWER



**VK170038**

KW-DOOR KICK PANEL - W900  
- 1995 & NEWER - PR



**VK170039**

KW-DOOR KICK PANEL - W/  
VIEW WINDOW CUTOUT - W900  
- 1995 & NEWER - PR





**VF**




*You Can't Put A Price On COOL!*

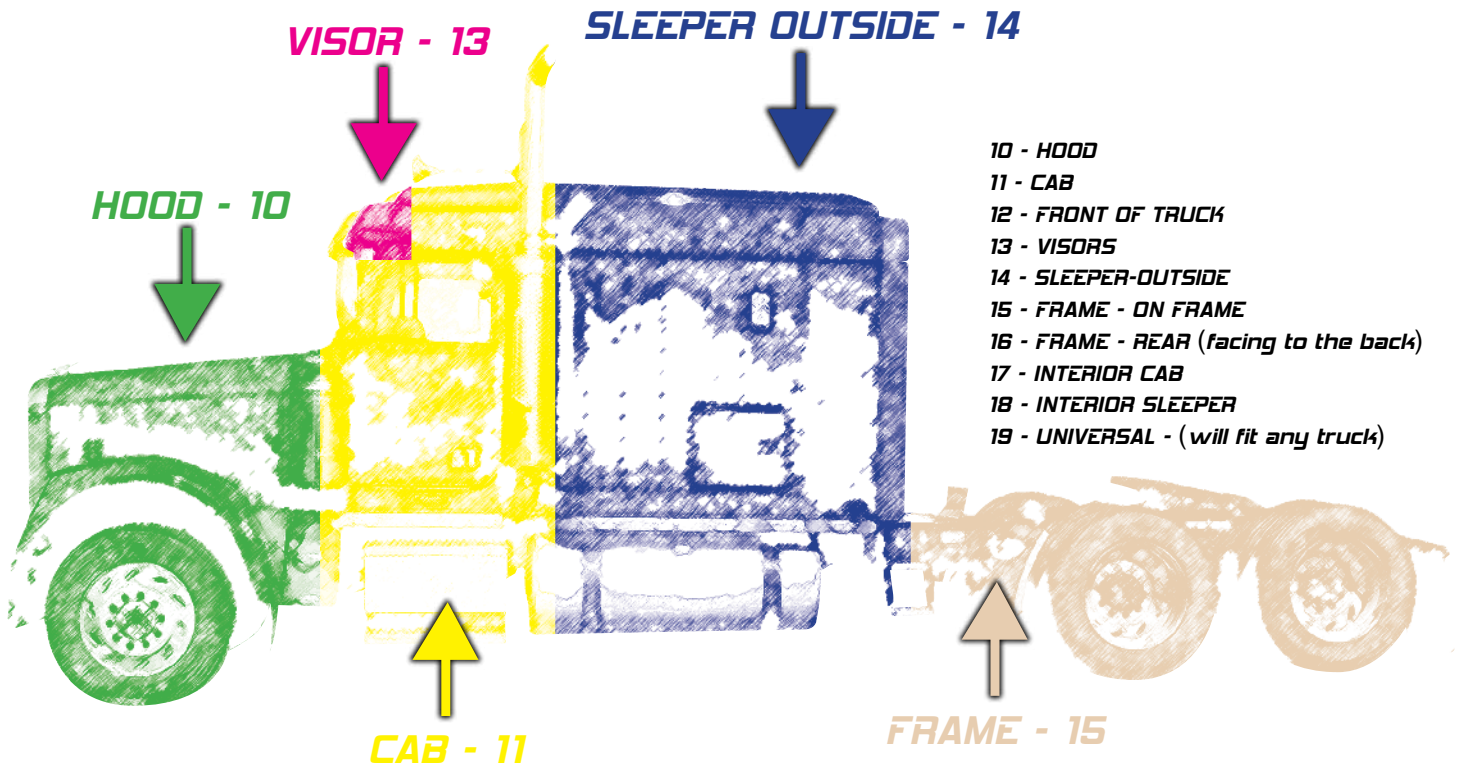
## VF



**FRONT OF TRUCK - 12**



**FRAME REAR - 16**



**VISOR - 13**

**SLEEPER OUTSIDE - 14**

**HOOD - 10**

**CAB - 11**

**FRAME - 15**


- 10 - HOOD
- 11 - CAB
- 12 - FRONT OF TRUCK
- 13 - VISORS
- 14 - SLEEPER-OUTSIDE
- 15 - FRAME - ON FRAME
- 16 - FRAME - REAR (facing to the back)
- 17 - INTERIOR CAB
- 18 - INTERIOR SLEEPER
- 19 - UNIVERSAL - (will fit any truck)



## CAB & SLEEPER PANELS

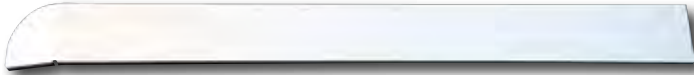


**CAB PANELS**  
**SLEEPER PANELS**  
**HOOD REPLACEMENT PANELS**  
**EXTENSION PANELS**



CAB - 11

## CAB PANELS



**VF110015**  
FL - CAB PANEL - BLANK -  
PAIR - 1991 NEWER CLASSIC



**VF110200**  
CAB PANEL 4" - CASCADIA -  
BLANK PR



**VF110020**  
FL - CAB PANEL - 4" - 2005  
AND NEWER CENTURY/  
COLUMBIA

**USE THE BLANK CAB PANEL FOR YOUR CAB PANEL LIGHT OPTIONS**



**EXAMPLE**  
VF110015-3UN



**EXAMPLE**  
VF110015-4EA

### TO BUILD A PANEL

- 1 - PICK BLANK PART NUMBER
- 2 - PICK LIGHT TYPE (REFER TO PAGE 238)
- 3 - PICK THE NUMBER OF LIGHTS

**EXAMPLE:** VF110015 - CAB PANEL - BLANK  
4 - NUMBER OF LIGHTS  
E - ELITE (A - AMBER)  
**VF110015 - 4 EA**





## SLEEPER - 14

### SLEEPER PANEL



**VF140010**  
CASCADIA SLEEPER PANEL 48"



**VF140020**  
2005 AND NEWER CENTURY/  
COLUMBIA SLEEPER PANEL +  
EXT - 1PC - 70" - BLANK



**VF142003**  
2001 CLASSIC XL INTEGRAL SLEEPER NO AEOR  
WINGS - 48" SLEEPER PANELS - PR- BLANK

### SLEEPER EXT. PANEL



**VF142101**  
FL SLEEPER EXTENSION PANEL -  
CASCADIA - 48" - BLANK



## CASCADIA FAIRING PANELS

### FAIRING PANELS



#### VF142009

2008 CASCADIA MID FAIRING  
PANELS - 6 PCS - BLANK



#### VF142012

2008 CASCADIA LOWER  
FAIRING PANELS -  
6 PCS - BLANK



#### VF142014

2008 CASCADIA UNDER  
FAIRING PANELS - 6 PCS -  
BLANK



#### VF142014-1

2008 CASCADIA UNDER  
FAIRING PANEL - FRONT PASS  
SIDE



#### VF142014-2

2008 CASCADIA UNDER  
FAIRING PANEL - MIDDLE  
PASS SIDE



#### VF142014-3

2008 CASCADIA UNDER  
FAIRING PANEL - REAR PASS  
SIDE



#### VF142014-4

2008 CASCADIA UNDER  
FAIRING PANEL - FRONT  
DRIVERS SIDE



#### VF142014-5

2008 CASCADIA UNDER  
FAIRING PANEL - MIDDLE  
DRIVERS SIDE



#### VF142014-6

2008 CASCADIA UNDER  
FAIRING PANEL - REAR  
DRIVERS SIDE



**ALL OTHER PANELS FROM THE WINGMASTER LINE ARE 4" INCHS WIDE,  
THEREFORE THEY CAN TAKE ANY LIGHT OPTION.**



## LIGHT OPTION CHART

### LIGHT OPTION CHART

USE THE FOLLOWING LIGHT CHART TO BUILD YOUR REAR LIGHT BARS, CAB AND SLEEPER PANELS, HOOD EXTENSION PANELS, AND SO ON, USE THE FIRST LETTER IN THE NAME OF THE LIGHT AND THE FORM YOU WISH THE LIGHT TO BE.

### EXAMPLE

XXXXXXXX  
PART NUMBER

X  
NUMBER OF LIGHTS

E (ELITE)  
NAME OF LIGHT (1<sup>ST</sup> LETTER)

A (AMBER)  
COLOR OF LIGHT



#### 6" OVAL

AMBER - OA  
CLEAR AMBER - OCA  
RED - OR  
CLEAR RED - OCR

#### PETE

AMBER - PA  
RED - PR

#### ELITE

AMBER - EA  
CLEAR AMBER - ECA  
RED - ER  
CLEAR RED - ECR

#### ELITE MINI

AMBER - EMA  
CLEAR AMBER - EMCA  
RED - EMR  
CLEAR RED - EMCR



#### 2" ROUND

AMBER - RA  
CLEAR AMBER - RCA  
RED - RR  
CLEAR RED - RCR

#### CORAL

AMBER - CA  
CLEAR AMBER - CCA  
RED - CR  
CLEAR RED - CCR

#### BULLSEYE

AMBER - BA  
CLEAR AMBER - BCA  
CLEAR RED - BCR  
RED - BR

#### WAND LIGHT

AMBER - WA  
RED - WR



**U**  
UNIVERSAL



**RN**  
ROUND



**S**  
SLOTTED



## HOOD - 10

### EMBLEM ACCENTS



**VF100002**  
FL - EMBLEM ACCENTS -  
W/ CUTOUTS - PR



**VF100004**  
FL - EMBLEM ACCENTS -  
16" - PR

### FENDER TRIMS



**VF100012**  
FL - CASCADIA FENDER TRIM  
- 2PC



**VF100013**  
FL - CASCADIA FENDER TRIM  
EXT. - 2PC

### HOOD LATCH GUARDS



**VF100001**  
FL - HOOD LATCH GUARDS -  
CLASSIC 1993 & NEWER - PR

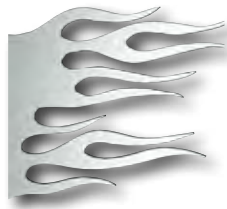


**VF100005**  
FL - HOOD LATCH GUARDS -  
CLASSIC X L -  
1993 & NEWER - PR



**VU190011**  
PB, FL, KW, HOOD LATCH  
ACCENT TRIM - PR

### HOOD TRIMS



**VF100010**  
FL CLASSIC FRONT SIDE OF HOOD  
TRIM W/ FLAMES PR



**VF100016**  
FL - HOOD LIGHT TRIM - PR




**VF100015**  
FL - CASCADIA AIR VENT ACCENT




**VF100011**  
FL - LOWER HOOD PANELS -  
CLASSIC X L - 1993 & NEWER  
- PR

### LOWERED LOOK TRIMS



**VF110017**  
CASCADIA LOWERED LOOK  
WINDOW PANELS



**VF100018**  
FLD & CLASSIC 5.75" LOWERED  
LOOK WINDOW PANELS



**CAB - 11**

## PERMIT PANELS



**VF110007**  
FL - PERMIT PANEL - EMBLEM & CUTOUT - LEFT - 1998 & NEWER



**VF110008**  
FL - PERMIT PANEL - PLUG CUTOUT - LEFT - 1998 & NEWER



**VF110009**  
FL - PERMIT PANEL - EMBLEM CUTOUT - LEFT - 1998 & NEWER



**VF110010**  
FL - PERMIT PANEL - BLANK - LEFT - 1998 & NEWER



**VF110011**  
FL - PERMIT PANEL - EMBLEM CUTOUT - RIGHT - 1998 & NEWER



**VF110012**  
FL - PERMIT PANEL - BLANK - RIGHT - 1998 & NEWER

## DOOR/WINDOW TRIM



**VF110013**  
FL - DOOR LATCH TRIM - CENTURY / COLUMBIA / CLASSIC FLD - PR



**VF110014**  
FL - VIEW WINDOW TRIM RING - CENTURY / COLUMBIA



**VF110016**  
CASCADIA DOOR HANDLE TRIM

## HOOD EXT PANEL



**VF114001**  
FREIGHTLINER CLASSIC - HOOD EXTENSION PANEL - LAY-OVER - PR

## AIR CLEANER LIGHT BOXES



**VF112001**  
FL - CLASSIC - FRONT - AIR CLEANER LIGHT BOXES - BLANK - PR



**VF113001**  
FL - CLASSIC - REAR - AIR CLEANER LIGHT BOXES - BLANK - PR



**VF110019**  
FL - CENTURY / COLUMBIA UPPER CAB HIGHLIGHT - 2PCS

## CAB HIGHLIGHT



## FRONT OF TRUCK - 12

### TAG HANGERS



**VU190035**

TAG HANGER - SINGLE TAG - 90 DEG.



**VU190036**

TAG HANGER - 2 TAG - 90 DEG.



**VU190007**

PB 2 TAG HANGER (PB KW FL)



**VU190008**

PB 3 TAG HANGER (PB KW FL)



**VU190037**

TAG HANGER - 3 TAG - 90 DEG.

### FENDER GUARDS

**NO  
FRAMES  
ON TAG  
HANGERS**



**VF120003**

FL CLASSIC & X L UPPER  
FENDER GUARDS (SHORT &  
LONG HOOD) PR



**VF120004**

FL - FENDER GUARDS -  
EXTENDED HOOD - CLASSIC  
- 1993 & NEWER - PR



**VF120007**

FL - FENDER GUARDS - FLD  
120 - 1989 & NEWER

### GRILL DEFLECTORS



**VF120008**

FL - GRILL DEFLECTORS -  
CLASSIC X L - 1993 & NEWER



**22271**

SIDE HOOD WINGS



**11191**

FENDER WINGS - POWER  
STYLE



**11131**

HOOD WINGS - POWER STYLE - UNIVERSAL

## FRONT OF TRUCK - 12

### HEAD LIGHT VISORS



**VU190009**  
HEAD LIGHT VISOR -  
DOUBLE -PB, KW, FL



**VU190010**  
HEAD LIGHT VISOR -  
SINGLE - PB, KW, FL

### BUMPER TRIM



**VF120001**  
FLD BUMPER TRIM KIT  
W/ 1 TOW PIN & FOG LIGHT  
HOLES 3 PC



**VF120002**  
FL CENTURY FT BUMPER TRIM  
03-OLDER  
3 PC



**VF120017**  
CASCADIA FENDER TRIM -  
ABOVE BUMPER - PR.



**VF120006**  
CASCADIA FT BUMPER TRIM  
- 4PC

### BUG SHIELDS



**VF120010**  
FL - BUG SHIELD - STAINLESS  
- CLASSIC & CLASSIC XL



**VF120011**  
FL - BUG SHIELD - STAINLESS  
- FLD 120



**VF120012**  
FL - BUG SHIELD - STAINLESS  
- CORONADO



**VF120013**  
FL - BUG SHIELD - STAINLESS  
- CENTURY



**VF120014**  
FL - BUG SHIELD - STAINLESS  
- COLUMBIA



**VF120015**  
FL - BUG SHIELD - STAINLESS  
- CASCADIA



### TOW PIN COVER



**VF120009**  
FL-TOW PIN COVER-CLASSIC-  
CLASSIC X L



## VISOR - 13

### VISORS



#### VF130001

FL - 18" DROP VISOR - CLASSIC RAISED ROOF CONDO - 9 - 2" RD - NO LIGHTS



#### VF130002

FL - 18" DROP VISOR - CLASSIC MID ROOF - 9 - 2" RD - NO LIGHTS



#### VF130003

FL-18" - DROP VISOR - RAISED ROOF CENTURY - 2003 & OLDER - 10 - 2" RD - HOLES - NO LIGHTS ALSO FITS 2009 & OLDER CORONADO



#### VF130004

FL - VISOR INSERT TRIM - 2-PC.



#### VF130005

FL CENTURY/COLUMBIA VISOR INSERT TRIM 03-OLDER 4 - PC



#### VF130006

FL-13" - DROP VISOR - CLASSIC XL FLAT TOP - REPLACES FACTORY STAINLESS - NOT FIBERGLASS OR NO VISOR



#### VF130007

FL-18" DROP VISOR - RAISED ROOF CENTURY & COLUMBIA - 2004 & NEWER - 10 - 2" RD HOLES - NO LIGHTS



#### VF130008

FL - 17" DROP VISOR - CASCADIA REPLACES FACTORY VISOR



#### VF130014

FL - 14" DROP VISOR - 04 CORONADO DAY CAB 06 - NEWER & COLUMBIA- NO LIGHTS



#### VF130015

FL - 16" DROP VISOR - 04 CENTURY/05 COLUMBIA MID ROOF - NO LIGHTS



ELITE



RA



U

UNIVERSAL



RN

ROUND

ALL VISORS AVAILABLE W/LIGHTS



## VISOR - 13

### VISORS



**VF135001**

FL - 18" - WICKED - DROP VISOR - CLASSIC RAISED ROOF CONDO - 9 - 2" RD - NO LIGHTS - 2 PC



**VF135002**

FL - 18" - WICKED - DROP VISOR - CLASSIC MID-ROOF - 9 - 2" RD - NO LIGHTS - 2 PC



**VF135003**

FL - 18" - WICKED - DROP VISOR - CENTURY-RAISED ROOF - UP TO 2003 - 2 PC



**VF135006**

FL - 13" - WICKED - DROP VISOR - CLASSIC XL - FLAT TOP UP TO 2001 W/SS FACTORY VISOR - 2 PC



**VF135007**

FL - 18" - WICKED - DROP VISOR - CENTURY & COLUMBIA 2004 - NEWER - 2 PC - 10 2" RD HOLES NO LIGHTS



**VF135008**

FL - 18" - WICKED - DROP VISOR - CASCADIA - 2 PC - CASCADIA REPLACES FACTORY VISOR



**VF135009**

FL - 18" - WICKED - DROP VISOR - RAISED ROOF CONDO - 9 - 2" RD - W / AMBER LEDS



**VF135010**

FL - 18" - WICKED - DROP VISOR - RAISED ROOF CONDO - 9 - 2" RD - W / CLEAR AMBER LEDS - 2 PC



**VF135011**

FL - 18" - WICKED - DROP VISOR - MID-ROOF - 9 - 2" RD - W/AMBER LEDS - 2 PC



**VF135012**

FL - 18" - WICKED - DROP VISOR - MID-ROOF - 9 - 2" RD - W/CLEAR AMBER LEDS - 2 PC



**VF135015**

FL - 16" WICKED - DROP VISOR - 04 CENTURY/05 COLUMBIA MID ROOF - NO LIGHTS

JUST ADD -P FOR PAINTABLE  
ALL WICKED VISORS BOLTLESS




YOU SAY  
**WICKED**  
LIKE IT'S A BAD THING

**WICKED VISORS FROM  
WINGMASTER**



## SLEEPER OUTSIDE - 14

### WINDOW/SLEEPER TRIMS



**VF140002**  
FL CLASSIC/FLD VIEW WINDOW  
TRIM W/FLAMES



**VF140006**  
FL CASCADIA SLEEPER  
WINDOW TRIM - 2PCS



**VF140011**  
CASCADIA SLEEPER  
REAR HIGHLIGHTS - 7PCS.



**VF140012**  
CASCADIA LOWER  
SLEEPER TRIM - DRIVERS  
SIDE 1PC



### STORAGE DOOR COVERS



**VF140003**  
FL CENTURY/COLUMBIA STORAGE DOOR COVER

### FUEL DOOR COVER



**VF140001**  
FL CENTURY/COLUMBIA FUEL DOOR COVER 97-00

### VENT TRIM



**VF140004**  
FL BUNK VENT TRIM



**VF140005**  
FL CENTURY/COLUMBIA SLEEPER VENT COVER PR

## FRAME - 15

### FUEL TANK FAIRINGS

NOT AVAILABLE IN 430 STAINLESS




**VF150001**

FL - FUEL TANK FAIRINGS -  
82" - PR



**VF150002**

FL - FUEL TANK FAIRINGS -  
87" - PR



**LIGHT OPTIONS AVAILABLE ON  
VF150001, VF150002**



**EXAMPLE**

**VF150002-5EA**



**ELITE**



**RA**



**U**


UNIVERSAL



**RN**

ROUND

### UREA COVERS



**VF150012**

FL - BUSINESS CLASS - 6 GAL.  
UREA COVER - 2011 M2 106

### FUEL TANK BAND



**VF150020**

CASCADIA FUEL TANK BAND  
HIGHLIGHTS - 2PCS - 23" DIA  
FUEL TANK






### FRAME - 15

## FUEL TANK COVER



**VF150006**  
FL - CASCADIA FUEL TANK  
COVER W/STEPS - PASS SIDE



**VF150007**  
FL - CASCADIA BATTERY BOX/  
FUEL TANK COVER - 2011 DAY  
CAB 34"

## BATTERY BOX COVER



**VF150000**  
FL - CASCADIA BATTERY BOX  
COVER



**VF150005**  
FL - CASCADIA UNDER  
BATTERY BOX STEP- 3PC.



**VF150010**  
FL - CASCADIA BATTERY BOX  
UPPER - 2011 DAY CAB 34"



**VF150011**  
FL - CASCADIA BATTERY BOX  
UPPER - 2011 DAY CAB 40"

## CATALYTIC COVERS



**VF150008**  
FL - CASCADIA CATALYTIC  
COVER - LOWER 2011 DAY  
CAB 40"



**VF150009**  
FL - CASCADIA CATALYTIC  
COVER - UPPER 2011 DAY CAB  
40"



FRAME REAR - 16

## DECK PLATES



**VF160010**

DECK PLATE 35"X29" REAR -  
SMOOTH STAINLESS W/LIPS



## INTERIOR CAB - 17

### GLOVE BOX COVERS



**VF170015**  
FL FLD CLASSIC GLOVE BOX COVER

### GLOVE BOX TRIM



**VF170019**  
FL CLASSIC/FLD GLOVE BOX LOWER TRIM

### FUSE BOX COVERS



**VF170010**  
FL - FUSE BOX COVER - 1989 & NEWER

## LOWER DASH TRIM



**VF170001**  
FL CLASSIC/FLD PASSENGER KICK PANEL



**VF170005**  
FL CENTURY PASSENGER'S TRASH CAN TRIM 03-OLDER



**VF170006**  
FL CENTURY ASH TRAY COVER TRIM 03-OLDER



**VF170007**  
FL CENTURY PSGRS' CUP HOLDER TRIM 03-OLDER



**VF170008**  
FL CONSOLE TRIM RT VENT



**VF170011**  
FL CLASSIC/FLD HEATER SIDE TRIM



**VF170013**  
FL CENTURY DRIVERS CUP HOLDER TRIM 03-OLDER



**VF170014**  
FL CENTURY DRIVERS TRASH CAN TRIM 03-OLDER



**VF170016**  
FL PASSENGER KNEE CUSHION TRIM



**VF170017**  
FL CLASSIC/FLD CENTER DASH RIGHT SIDE TRIM W/ 2 VENT HOLES



**VF170020**  
FL RIGHT SIDE END DASH TRIM



**VF170022**  
FL HEATER SIDE TRIM / LOWER CONSOLE END TRIM

## INTERIOR CAB - 17

### LOWER DASH TRIM



**VF170026**  
FL - SCUFF PLATE -  
ACCELERATOR - FLD - 1989 &  
NEWER



**VF170027**  
FL - SCUFF PLATE -  
PASSENGER SIDE - FLD - 1989  
& NEWER



**VF170020**  
FL RIGHT SIDE END DASH  
TRIM



**VF170009**  
FL - ASH TRAY TRIM



**VF170021**  
FL CLASSIC/FLD CENTER  
DASH RIGHT SIDE LOWER  
TRIM



**VF170029**  
FL - CONSOLE ASH TRAY/  
LIGHTER TRIM - WRAP  
AROUND



**VF170018**  
FL CONSOLE ASH TRAY  
COVER



**VF170012**  
FLCENTURY/COLUMBIASTORAGE  
DOOR LATCH TRIM 03-OLDER



**VF170030**  
FL - CASCADIA UPPER DOOR  
TRIM - 2PCS



**VF170031**  
FL - CASCADIA UPPER  
CONSOLE COVER



**VF170032**  
FL - CASCADIA CAB CUBBY  
TRIM - 2PCS



**VF170033**  
FL - CASCADIA DOOR KICK  
PANELS - 2PCS




**VF170034**  
FL - CASCADIA CUP HOLDER  
COVER




**VF170035**  
FL - CASCADIA UPPER DASH  
TRAY COVER

### DOME LIGHT TRIM



**VF170003**  
FL CENTURY DOME LIGHT  
TRIM 03-OLDER

### HEAD LINER TRIM



**VF170002**  
FL CENTURY CENTER  
HEADLINER TRIM 03-OLDER






## RADIO FACE PLATES



**VF170025**

FL - RADIO FACE PLATE -  
COBRA 29LTD - 1998 & NEWER





## INTERIOR CAB - 17

### VIEW WINDOW TRIM



**VF170004**  
FL CENTURY/COLUMBIA VIEW  
WINDOW TRIM RING

### WINDSHIELD POST TRIM




**VF170024**  
FL - WINDSHIELD POST COVER  
- 1987 & NEWER

### WINDSHIELD SIDE POST TRIM



**VF170023**  
FL - WINDSHIELD SIDE POST  
COVERS - 1987 & NEWER - PR

### DOOR KICK PANELS



**VF170028**  
FL - DOOR KICK PANEL - CLASSIC,  
FLD - 1987 & NEWER - PR



**VF170028**

INTERIOR SLEEPER - 18

## DOOR TRIMS



**VF180000**  
FL - FLD / CLASSIC -  
INTERIOR DOOR STORAGE  
COMPARTMENT TRIM



W I N G M A S T E R

**IN**




***You Can't Put A Price On COOL!***






# IN

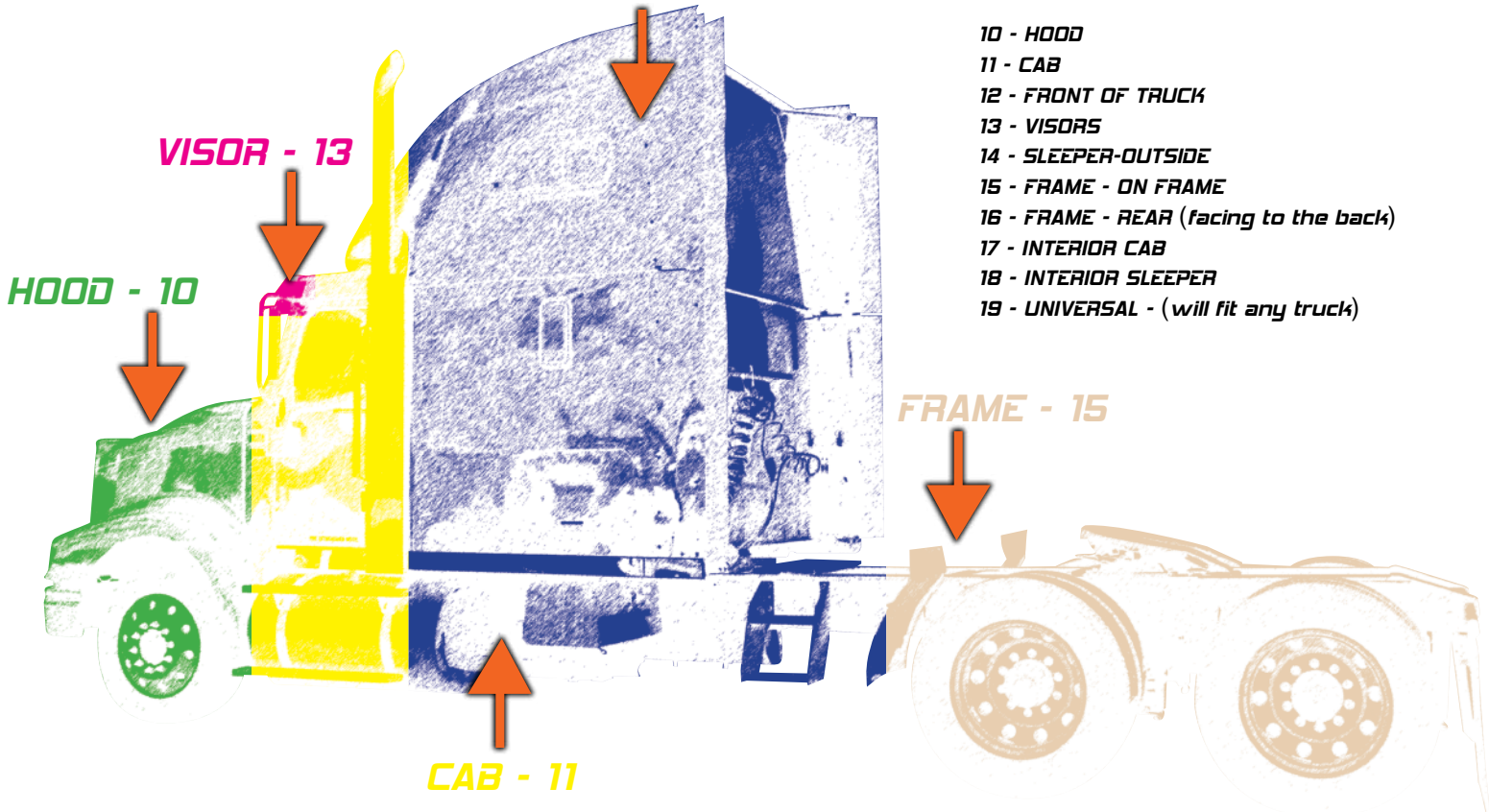


**FRONT OF TRUCK - 12**



**FRAME REAR - 16**

**SLEEPER OUTSIDE - 14**




**VISOR - 13**

**HOOD - 10**

**CAB - 11**

**FRAME - 15**

- 10 - HOOD
- 11 - CAB
- 12 - FRONT OF TRUCK
- 13 - VISORS
- 14 - SLEEPER-OUTSIDE
- 15 - FRAME - ON FRAME
- 16 - FRAME - REAR (facing to the back)
- 17 - INTERIOR CAB
- 18 - INTERIOR SLEEPER
- 19 - UNIVERSAL - (will fit any truck)





## CAB & SLEEPER PANELS

**CAB PANELS**  
**HOOD REPLACEMENT PANELS**  
**EXTENSION PANELS**




---

**W I N G M A S T E R**



CAB - 11

## CAB PANELS



**VI110200**

IN - CAB PANELS - 9200, 9300,  
9400 SERIES - BLANK

**USE THE BLANK CAB PANELS FOR YOUR CAB PANEL LIGHT OPTIONS**



**EXAMPLE**

**VI110200-4RN**



**EXAMPLE**

**VI110200-4EA**

### **TO BUILD A PANEL**

- 1 - PICK BLANK PART NUMBER**
- 2 - PICK LIGHT TYPE (REFER TO PAGE 258)**
- 3 - PICK THE NUMBER OF LIGHTS**


**EXAMPLE:**

VI110200 - CAB PANEL - BLANK

4 - NUMBER OF LIGHTS

E - ELITE (A - AMBER)

**VI110200 - 4 EA**



## LIGHT OPTION CHART

### LIGHT OPTION CHART

USE THE FOLLOWING LIGHT CHART TO BUILD YOUR REAR LIGHT BARS, CAB AND SLEEPER PANELS, HOOD EXTENSION PANELS, AND SO ON. USE THE FIRST LETTER IN THE NAME OF THE LIGHT AND THE FORM YOU WISH THE LIGHT TO BE.

### EXAMPLE

XXXXXXXX  
PART NUMBER

X  
NUMBER OF LIGHTS

E ( ELITE )  
NAME OF LIGHT (1<sup>ST</sup> LETTER )

A ( AMBER )  
COLOR OF LIGHT



**6" OVAL**  
AMBER - OA  
CLEAR AMBER - OCA  
RED - OR  
CLEAR RED - OCR



**PETE**  
AMBER - PA  
RED - PR



**ELITE**  
AMBER - EA  
CLEAR AMBER - ECA  
RED - ER  
CLEAR RED - ECR



**ELITE MINI**  
AMBER - EMA  
CLEAR AMBER - EMCA  
RED - EMR  
CLEAR RED - EMCR



**2" ROUND**  
AMBER - RA  
CLEAR AMBER - RCA  
RED - RR  
CLEAR RED - RCR



**CORAL**  
AMBER - CA  
CLEAR AMBER - CCA  
RED - CR  
CLEAR RED - CCR



**BULLSEYE**  
AMBER - BA  
CLEAR AMBER - BCA  
CLEAR RED - BCR  
RED - BR



**WAND LIGHT**  
AMBER - WA  
RED - WR



**U**  
UNIVERSAL



**RN**  
ROUND



**S**  
SLOTTED



FRONT OF TRUCK - 12

## BUGSHIELDS




**V1120107**  
IN - BUGSHIELD - STAINLESS  
-9400






## VV





**FRONT OF TRUCK - 12**

**VV**



**FRAME REAR - 16**

**SLEEPER OUTSIDE - 14**


**VISOR - 13**

**HOOD - 10**

**CAB - 11**

- 10 - HOOD
- 11 - CAB
- 12 - FRONT OF TRUCK
- 13 - VISORS
- 14 - SLEEPER-OUTSIDE
- 15 - FRAME - ON FRAME
- 16 - FRAME - REAR (facing to the back)
- 17 - INTERIOR CAB
- 18 - INTERIOR SLEEPER
- 19 - UNIVERSAL - (will fit any truck)

**FRAME - 15**



# Wingmaster Accessories

Volvo

## CAB & SLEEPER PANELS



VV110300-4ECA

**CAB PANELS**  
**SLEEPER PANELS**  
**HOOD REPLACEMENT PANELS**  
**EXTENSION PANELS**



VV143000-5ECA



## CAB PANELS - 11

### CAB PANELS



**VV112000**

CAB PANELS 880/830 - BLANK  
- NO SIDE FAIRING

**USE THE BLANK CAB PANELS FOR YOUR CAB PANEL LIGHT OPTIONS**



**EXAMPLE**

**VV112000-4EA**

### TO BUILD A PANEL

- 1 - PICK BLANK PART NUMBER
- 2 - PICK LIGHT TYPE (REFER TO PAGE 258)
- 3 - PICK THE NUMBER OF LIGHTS

**EXAMPLE:**

VV112000 - CAB PANEL - BLANK

4 - NUMBER OF LIGHTS

E - ELITE (A - AMBER)

**VV112000 - 4 EA**





## SLEEPER PANELS - 14

**SLEEPER PANELS****VV143000**SLEEPER PANELS - BLANK -  
WITH NO SIDE FAIRINGS**USE THE BLANK SLEEPER PANELS FOR  
YOUR SLEEPER PANEL LIGHT OPTIONS.****EXAMPLE**

VV143000 - 5 UN

**EXAMPLE**

VV143000- 5 RN

**EXAMPLE**

VV143000 - 7 RA

**EXAMPLE**

VV143000 - 4 EA

**TO BUILD A PANEL**

- 1 - PICK BLANK PART NUMBER
- 2 - PICK LIGHT TYPE (REFER TO PAGE 258)
- 3 - PICK THE NUMBER OF LIGHTS

**EXAMPLE:**

VV143000 - 48" BLANK

4 - NUMBER OF LIGHTS

E - ELITE (A - AMBER)

**VV143000 - 4 EA**

## HOOD EXTENSION PANELS - 11

### HOOD EXTENSION PANELS



**VV110300**  
HOOD EXTENSION PANEL  
- BLANK

**USE THE BLANK PANELS FOR YOUR EXTENSION PANEL LIGHT OPTIONS**

#### EXAMPLE



**VV110300-4EA**

#### TO BUILD A PANEL

- 1 - PICK BLANK PART NUMBER
- 2 - PICK LIGHT TYPE (REFER TO PAGE 258)
- 3 - PICK THE NUMBER OF LIGHTS

**EXAMPLE:** VV110300 - HOOD EXTENSION - BLANK  
4 - NUMBER OF LIGHTS  
E - ELITE (A - AMBER)

**VV110300 - 4 EA**



## HOOD - 10

### HOOD



**VV100000**  
HEADLIGHT TRIM - SIDE -  
830, 880 SERIES

**VV100003**  
HEADLIGHT TRIM - SIDE -  
780 SERIES



**VV100001**  
TOP FENDER TRIM - 830,  
880 SERIES



## FAIRING HIGHLIGHTS



**VV121000**  
FRONT FAIRING UPPER  
STEP PANEL - PR



**VV121001**  
FRONT FAIRING UPPER  
STEP HIGHLIGHT  
2PCS



**VV121002**  
FRONT FAIRING LOWER  
STEP PANEL - PR



**VV121003**  
FRONT FAIRING LOWER  
STEP HIGHLIGHT



**VV121004**  
FRONT FAIRING LOWER  
STEP BOTTOM HIGHLIGHT



**VV121005**  
REAR FAIRING UPPER  
STEP HIGHLIGHT



**VV121006**  
REAR FAIRING LOWER  
STEP PANEL



**VV121007**  
REAR FAIRING LOWER  
STEP HIGHLIGHT



**VV121008**  
REAR FAIRING LOWER  
STEP BOTTOM HIGHLIGHT





- VV121000 - FRONT FAIRING UPPER STEP PANEL
- VV121001 - FRONT FAIRING UPPER STEP HIGHLIGHT
- VV121002 - FRONT FAIRING LOWER STEP PANEL
- VV121003 - FRONT FAIRING LOWER STEP HIGHLIGHT
- VV121004 - FRONT FAIRING LOWER STEP BOTTOM HIGHLIGHT
- VV121005 - REAR FAIRING UPPER STEP HIGHLIGHT
- VV121006 - REAR FAIRING LOWER STEP PANEL
- VV121007 - REAR FAIRING LOWER STEP HIGHLIGHT
- VV121008 - REAR FAIRING LOWER STEP BOTTOM HIGHLIGHT

CAB - 11

## DOOR HANDLE TRIM



**VV110000**  
DOOR HANDLE TRIM - 1996  
& NEWER

## KEY GUARDS



**VV110001**  
KEY GUARDS - BLANK



**VV110002**  
KEY GUARDS - 300 LOGO



**VV110003**  
KEY GUARDS - 630 LOGO



**VV110004**  
KEY GUARDS - 670 LOGO



**VV110005**  
KEY GUARDS - 780 LOGO



**VV110006**  
KEY GUARDS - 830 LOGO



**VV110007**  
KEY GUARDS - 880 LOGO



## FRONT OF TRUCK - 12

### FENDER GUARDS



**VV120000**

FENDER GUARD - UPPER - 830,  
880 SERIES



**VV120002**

FENDER GUARD - UPPER - 780  
SERIES



**VV120001**

FENDER GUARD - LOWER -  
830, 880 SERIES

### BUG DEFLECTOR



**VV120107**

BUG DEFLECTOR 630, 670, 780,  
830, 880 SERIES





## VISOR - 13

### VISORS



#### VV130000

VISOR INSERT - 700, 800  
SERIES



#### VV130005

DROP VISOR - 830 MID-ROOF





## SLEEPER OUTSIDE - 14

### WINDOW/SLEEPER TRIMS



**VV140000**  
MID-TURN LIGHT TRIM -  
SURROUND - 830, 880



**VV140001**  
MID-TURN LIGHT TRIM - W/  
FLAMES - 830, 880




**VV140002**  
MID-TURN LIGHT TRIM - W/  
PERMIT AREA - 830, 880




**VV140003**  
SLEEPER CAP TRIM - 780, 830,  
880



**VV140012**  
VOLVO RAISED ROOF  
HIGHLIGHT



**VV140008**  
REAR SLEEPER TRIMS - TOP - 8  
PCS - 780, 830, 880



**VV140009**  
REAR SLEEPER TRIMS - MIDDLE -  
4 PCS - 780, 830, 880



**VV140010**  
REAR SLEEPER TRIMS - SIDES  
- 14 PCS - 780, 830, 880



**VV140011**  
REAR SLEEPER TRIMS - BOTTOM  
CENTER - 3 PCS - 780, 830, 880



FRAME - 15

## BATTERY BOX COVER



**VV150000**  
BATTERY BOX COVER - 830  
VOLVO - 8PCS



## FUEL TANK FAIRINGS



**VV150001**  
FUEL TANK FAIRINGS - 68"



## FRAME REAR - 16

### DECK PLATES - STAINLESS STEEL



**VV160001**

DECK PLATE 36"X33-1/2" FRONT - SMOOTH  
STAINLESS W/LIPS



**VV160002**

DECK PLATE 48"X33-1/2" FRONT - SMOOTH  
STAINLESS W/LIPS

**Quality Stainless At A Lower Price**



**VV160003**

DECK PLATE 68"X33" FRONT - SMOOTH  
STAINLESS W/LIPS



**VV160010**

DECK PLATE 45"X34" REAR - SMOOTH  
STAINLESS W/LIPS

### REAR FRAME COVER



**VV160015**

REAR DOVETAIL COVER



UNIVERSAL - 19

## FLAP WEIGHTS



**VV190000**  
FLAP WEIGHTS - REAR - 24" -  
BLANK



**VV190001**  
FLAP WEIGHTS - REAR - 24" -  
300 LOGO



**VV190002**  
FLAP WEIGHTS - REAR - 24" -  
630 LOGO



**VV190003**  
FLAP WEIGHTS - REAR - 24" -  
670 LOGO




**VV190004**  
FLAP WEIGHTS - REAR - 24" -  
780 LOGO



**VV190005**  
FLAP WEIGHTS - REAR - 24" -  
830 LOGO




**VV190006**  
FLAP WEIGHTS - REAR - 24" -  
880 LOGO





# VW

## Western Star 4700 SF - 2013-Newer



### PARTS LIST


- ① IM-2110-06 (Call for Options & Price)
- ② VW120005 Fender Guards (Fitted)
- ③ VW120006 Upper Fender Guards (Rolled)
- ④ VW110200-8EMA (Cab Panels w/8 Elite Mini Amber Lights Shown)
- ⑤ VW130001 12" Visor - 2013 & Newer
- ⑥ VW120010 Bug Shield -SS
- ⑦ VW120011 Bug Shield -SS - "W" Look
- ⑧ VW120201 Lower Radiator Rock Guard

### Not Pictured


- VW110200 - Blank Cab Panels w/Heater Plug Holes
- VW110201- Blank Cab Panels

## CAB PANELS - 11

### CAB PANELS



**VW110200**  
WS CAB PANELS - 2013 AND  
NEWER - 4700 SF - BLANK W/  
HEATER PLUG HOLE



**VW110201**  
CAB PANELS - BLANK - NO  
SIDE FAIRING - 4PCS

### TO BUILD A PANEL

- 1 - PICK BLANK PART NUMBER
- 2 - PICK LIGHT TYPE (REFER TO PAGE 258)
- 3 - PICK THE NUMBER OF LIGHTS

### EXAMPLE:

VW110201 - CAB PANEL - BLANK  
4 - NUMBER OF LIGHTS  
E - ELITE (A - AMBER)

**VW110201 - 8 EMA**



## FRONT OF TRUCK - 12

### FENDER GUARDS



**VW120005**  
WS FENDER GUARDS -  
FITTED - 4700 SF 2013 AND  
NEWER



**VW120006**  
WS UPPER FENDER GUARD  
- FITTED 4700 SF 2013 AND  
NEWER

### BUG SHIELDS



**VW120010**  
WS BUG SHIELD - "W" STYLE  
- STAINLESS - 4700 SF 2013  
AND NEWER



**VW120011**  
PB BUG SHIELD - STAINLESS  
- 4700 SF 2013 AND NEWER

### ROCK GUARD



**VW120201**  
WS LOWER RADIATOR  
GUARD - 2013 AND NEWER  
4700 SF

## VISORS



**VW130001**

WS 12" VISOR 2013 AND NEWER 4700 SF





# VT



*You Can't Put A Price On COOL!*

VT



*Great Dane Trailers*

## GREAT DANE

### TAGS



**VT910001**

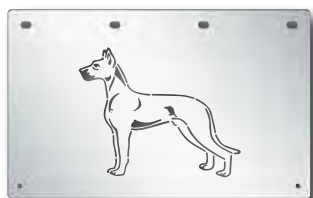
GD - LICENSE PLATE TAG - GREAT DANE LOGO - DOG



**VT910002**

GD - LICENSE PLATE TAG - GREAT DANE - TEXT

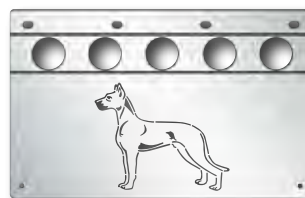
### ANTI-SAILS



**VT910004**

GD - ANTI-SAIL PANELS - GREAT DANE LOGO - FLAT - PR

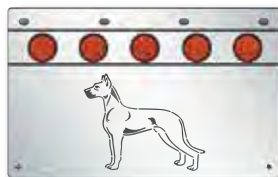
### ANTI-SAILS NO/LIGHTS



**VT910003**

GD - ANTI-SAIL PANELS - GREAT DANE LOGO - 2" RD HOLES - PR


### ANTI-SAILS 2" RD LEDS



**VT910100**

GD - ANTI-SAIL PANELS - GREAT DANE LOGO - 2" RD LEDS - PR

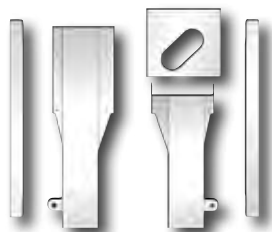
### MID-TURN TRIM



**VT910007**

GD - MID-TURN LIGHT TRIM - FLATBED - PR

### LANDING GEAR COVERS



**VT910008**

GD - LANDING GEAR COVERS - FLATBED - 5-PC SET



**VT910009**

GD - LANDING GEAR COVERS - FLATBED CROSS BRACES - 3-PC SET

### FLAP WEIGHTS

*All bottom flap weights are made of 11 gauge stainless*



**VT910005**

GD - FLAP WEIGHTS - 24" GREAT DANE - TEXT - PR



**VT910006**

GD - FLAP WEIGHTS - 24" GREAT DANE LOGO - DOG - PR



VT

### REAR FRAME COVERS



**VT910010**

GD - REAR FRAME FILLER  
- FLATBED - 2-4" RD HOLES -  
TAG - DOG LOGO



**VT910011**

GD - REAR FRAME FILLER -  
FLATBED - 4-4" RD HOLES  
- TAG



**VT910012**

GD - REAR FRAME FILLER -  
FLATBED - 2-4" RD HOLES  
-TAG - GREAT DANE TEXT



**VT910013**

GD - REAR FRAME FILLER -  
FLATBED - TAG ONLY



**VT910014**

GD - REAR FRAME FILLER -  
REEFER - BLANK



**VT910015**


GD - REAR FRAME FILLER -  
REEFER - 3-2" RD HOLES / 2-4"  
RD HOLES DOG LOGO



**VT910016**

GD - REAR FRAME FILLER -  
REEFER - 2-2" RD HOLES / 2-4"  
RD HOLES - DOG & TEXT

### REAR FRAME FILLERS - W/LEDS



**VT910101**

GD - REAR FRAME FILLER  
- FLATBED - 2 - 4" RD LEDS -  
TAG - DOG LOGO



**VT910102**

GD - REAR FRAME FILLER  
- FLATBED - 4 - 4" RD LEDS -  
TAG



**VT910103**

GD - REAR FRAME FILLER  
- FLATBED - 2 - 4" RD LEDS  
-TAG - GREAT DANE TEXT



**VT910104**

GD - REAR FRAME FILLER  
- REEFER - 3 - 2" RD LEDS / 2 -  
4" RD LEDS DOG LOGO



**VT910105**

GD - REAR FRAME FILLER  
- REEFER - 2 - 2" RD LEDS / 2 -  
4" RD LEDS - DOG & TEXT

# YOU CAN'T PUT A PRICE ON COOL!



VT



*The First Name In Trailers*



VT

### TAGS



**VT910017**  
UT - LICENSE PLATE TAG -  
UTILITY WORLD LOGO



**VT910018**  
UT - LICENSE PLATE TAG -  
UTILITY TEXT LOGO

### ANTI-SAIL PANELS



**VT910020**  
UT - ANTI-SAIL PANELS - UTILITY WORLD LOGO -  
FLAT - PR

### ANTI-SAIL PANELS - NO LIGHTS



**VT910019**  
UT - ANTI-SAIL PANELS - UTILITY WORLD LOGO -  
2" RD HOLES - PR

### ANTI-SAIL PANELS - LEDS



**VT910106**  
UT - ANTI-SAIL PANELS - UTILITY WORLD LOGO -  
2" RD LEDS - PR

### FLAP WEIGHTS

*All bottom flap weights are  
made of 11 gauge stainless*



**VT910021**  
UT - FLAP WEIGHTS - 24"  
UTILITY TEXT - PR



**VT910022**  
UT - FLAP WEIGHTS - 24"  
UTILITY WORLD LOGO - PR

### MID-TURN TRIM



**VT910023**  
UT - MID-TURN LIGHT TRIM - REEFER - 6" OVAL HOLE - PR

**YOU CAN'T PUT A  
PRICE ON COOL!**



VT

### LANDING GEAR COVERS



**VT910024**

UT - LANDING GEAR COVERS  
- REEFER CROSS MEMBERS -  
3PC. SET



**VT910025**

UT - LANDING GEAR COVERS  
- REEFER LEG & WING PLATE  
- PR



**VT910026**

UT - WING PLATE COVERS -  
UTILITY REEFER - PR

### REAR FRAME FILLERS - NO/LIGHTS



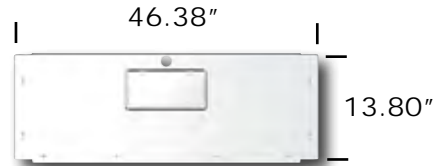
**VT910027**

UT - REAR FRAME FILLER -  
REEFER - UTILITY WORLD  
LOGO - 2-4" RD HOLES / 2-2"  
RD HOLES / TAG



**VT910028**

UT - REAR FRAME FILLER -  
REEFER - BLANK - W/TAG



**VT910029**

UT - REAR FRAME FILLER -  
REEFER - 2-4" RD HOLES / 3-2"  
RD HOLES / TAG

### REAR FRAME FILLERS - LEDS



**VT910107**

UT - REAR FRAME FILLER -  
REEFER - UTILITY WORLD  
LOGO - 2-4" RD LEDS / 2-2"  
RD LEDS/TAG



**VT910108**

UT - REAR FRAME FILLER -  
REEFER - 2-4" RD LEDS / 3-2"  
RD LEDS / TAG

*Quality Stainless At A Lower Price*

**THE ORIGINAL  
TURBOWING  
BY  
WINGMASTER  
A DIVISION OF VALLEY CHROME PLATING INC.**





### PICKUP TRUCK WINGS

## PICKUP TRUCK WINGS

### HIGHLIGHTS OF THE WINGMASTER LINE OF AIR DEFLECTORS

- 30% REDUCTION IN DRAG!
- WINGS ARE AVAILABLE IN MIRROR POLISHED STAINLESS STEEL.
- REDUCED "BUG SPLATTER" ON THE FRONT OF THE TRAILER!
- ENHANCES STABILITY IN WINDY SITUATIONS!
- INCREASED TOWING SPEED!
- THE ABILITY TO PASS OTHER LARGE VEHICLES WITHOUT GETTING BOGGED DOWN OR BLOWN AROUND FROM ON-COMING WIND!
- NO DRILLING REQUIRED WITH EASY ON AND OFF CLIP MOUNT SYSTEM! (FOR MOST FULL SIZE DOMESTIC PICKUP TRUCKS 3/4 TON AND UP)

### DESIGNED TO IMPROVE YOUR TOW PACKAGE

TOWING A 5TH WHEEL TRAILER, GOOSENECK RACE CAR TRAILER WITH A PICKUP TRUCK OR BIG RIG SEMI TRUCK MEANS YOU ARE FIGHTING THE WIND. WINGMASTER BUILDS A STYLISH WING TO DEFLECT AIR OVER THE TRAILER AND MAXIMIZE FUEL ECONOMY EVERY TIME YOU TOW.

GOING CAMPING? WANT TO GET BETTER FUEL MILEAGE TOWING ON THE WAY TO AND FROM YOUR DESTINATION BUT JUST WANT THE MOST ECONOMICAL WAY TO SAVE FUEL? USE WINGMASTER AIR DEFLECTORS.

### TURBOWING UNIVERSAL CLIP-ON/BOLT-ON WING



**11600**

DDG, CHEV, FRD - POWER  
\*SEE UNIVERSAL MOUNTING KITS

### HIGH PROFILE UPGRADE KIT



**11603**

11600 UPGRADE KIT, MINI WING,  
END PLATES, BOLT KITS

### UNIVERSAL MOUNTING KITS

APPLICATION	CAB	CLIP KIT PART NO.	BOLT ON KIT PART NO.
01-06 CHEVY, GMC (2500-3500)	EXTD (W/4 DOOR)	10244	11703
01-06 CHEVY, GMC (2500 & 3500)	EXTD (W/SM DOOR)	10244	11703
01-06 CHEVY, GMC (2500 & 3500)	CREW CAB	10249	11704
07-UP CHEVY, GMC (2500 & 3500)	EXTD	17249	11703
07-UP CHEVY, GMC (2500 & 3500)	CREW CAB	17249	11704
80-97 FORD	ALL CABS W/RAIN GUTTERS	11230	CALL
98-UP FORD	STD (EXT W/4DR. & CREW)	10237	10601
2003-2010	DODGE	10252	11706
2013 NEWER	DODGE	10254	NA
2015 CHEVY	CREW CAB	10256	NA
2015 FORD 3/4-1TON	SUPER CREW	10257	NA
2010-2014 CHEVY	CREW CAB	10258	NA



### **THE TURBOWING ADVANTAGE**

“THE ORIGINAL TURBOWING” IS THE GRAND-DADDY OF ALL AIR DEFLECTORS. THIS SIZE, SHAPE AND DESIGN IS TODAY’S AIR DEFLECTOR OF CHOICE AND WILL BE FOR ANOTHER 30 YEARS. IMPECCABLE OVER THE ROAD PERFORMANCE RECORDS MAKE IT ONE OF THE MOST POPULAR ACCESSORIES IN THE INDUSTRY TODAY, BECAUSE TURBOWING WORKS. PROVEN EFFICIENCY SAVES TRUCKERS THOUSANDS OF DOLLARS IN FUEL COSTS EACH YEAR. GET STARTED TODAY!

#### **DURABILITY:**

TURBOWING “TOUGH” IS THE TERM UNMATCHED IN THE TRUCKING INDUSTRY TODAY. A RUGGED OVER-THE-ROAD ENVIRONMENT REMAINS A REAL-LIFE “TELL-TALE” TEST FOR BIG RIG ACCESSORIES. SOME AIR DEFLECTORS ARE GIVING IN TO THIS HARSH REALITY, TURBOWINGS REMAIN SOLID AND CONTINUE TO PROVE THEIR WORTH, TRIP AFTER TRIP!

#### **FUNCTIONAL:**

TESTIMONIALS FROM OWNER OPERATORS HAVE SHOWN CONSISTENT FUEL SAVINGS OF APPROXIMATELY 10% UP TO 19%. FOR THE AVERAGE OWNER/OPERATOR, THIS MEANS PAYBACK FOR THEIR TURBOWING INVESTMENT IN LESS THAN SIX MONTHS.

### **EXAMINE THIS LIST OF FEATURES OFFERED ONLY BY WINGMASTER COMPANY:**

- HIGHEST QUALITY MATERIALS AND HARDWARE.
- PRE-FORMED BODY PANELS TO REDUCE UNDO STRESS ON RIVETS.
- SLEEPER SPECIFIC BRACKETS ATTACH TO THE STRONGEST POINTS OF THE SLEEPER AT THE FACTORY-BUILT SUPPORTS.
- FIXED ANGLE BRACKETS ENSURE THE CORRECT ANGLE FOR DEFLECTION OF AIR, NO FOOLING AROUND.
- FULL APPLICATION RANGE TO FIT ALL POPULAR SLEEPER SIZES IN FLAT-TOP AND RAISED ROOFS.
- PACCAR APPROVED, ONE OF THE ONLY WING-STYLED AIR DEFLECTORS AVAILABLE THROUGH PACCAR’S SPARTS DIVISION.
- TESTED AND PROVEN SO YOU GAIN EVERY TIME.

## TURBOWING AEROLIGHT 700 SERIES



- 38" RAIL
- 76"L X 26"D X 20"H
- IDEAL SIZE AND FUNCTION FOR ALL STAND-UP HIGH-ROOF SLEEPERS.
- DOWNSIZED, IDENTICAL DESIGN/FUNCTION AS THE TURBOWING I.
- INCREASE FUEL MILEAGE APPROX . 10% WITH 13.6 TALL TRAILER.
- CONFORMS TO INDUSTRY HEIGHT RESTRICTIONS.
- PRESET WING ANGLE FOR OPTIMUM PERFORMANCE.
- POLISHED STAINLESS BRACKETRY.
- POLISHED STAINLESS AVAILABLE FOR MOST STANDUPS



## TURBOWING 900 SERIES

THE TURBOWING 900 SERIES WAS ORIGINALLY DEVELOPED FOR THE LOWER ROOF FLAT-TOP STYLE SLEEPERS WHERE THE HEIGHT OF THE TRAILER WAS SIGNIFICANTLY TALLER THAN THE ROOF OF THE TRUCK. THIS DESIGN BOASTS BOLD, SHARP LOOKS, AND WORKS EXTREMELY WELL AT INCREASING FUEL MILEAGE.



### STANDARD 900 SERIES

- WEIGHT: 125 LBS.
- 38" RAIL
- 76"L X 30"D X 30"H
- WING BODY: MIRROR POLISHED STAINLESS
- BRACKETS: POLISHED STAINLESS STEEL
- ADJUSTMENT: PRESET PER SLEEPER/TRAILER HEIGHT
- FUEL MILEAGE INCREASE: APPROX . 10%
- DRAG/WIND RESISTANCE REDUCTION: 30%
- FOR MOST FLAT-TOP SLEEPERS
- WARRANTY: 3 YEAR LIMITED



### PETERBILT WINGS/KITS

### PETERBILT WINGS



**711**

HIGH ROOF/STANDUP SLEEPERS



**911**

FLAT TOP/ C/O CABOVER

### MOUNTING KITS

### AEROLIGHT 700 - PETERBILT

**48700**

48" HR - HIGH ROOF/STANDUP SLEEPER

**63700**

63"/72" HR - HIGH ROOF/STANDUP SLEEPER

**70700**

70" HR - HIGH ROOF/STANDARD OR UNIBILT SLEEPER

### TURBOWING 900 - PETERBILT

**63900**

63"/72" STD FT - STANDARD FLATTOP NON-UNIBILT

**50900**

48" STD FT - STANDARD NON-UNIBILT

**36900**

36" STD FT - STANDARD NON-UNIBILT

**63900U**

63"/72" STD FT - STANDARD FLATTOP UNIBILT

**90900**

90" C/O CAB OVER



### FENDER WINGS

**11191**

POWER STYLE



### SIDE HOOD WINGS

**22271**

SIDE HOOD WINGS



### HOOD WINGS

**11131**

HOOD WINGS - POWER STYLE - UNIVERSAL (EX CEPT KW) 42X9X6



### KENWORTH WINGS/KITS

#### KENWORTH WINGS



**711**  
ALL HIGH ROOF SLEEPERS



**911**  
AEROCAB INTEGRAL/ STANDARD  
FLATTOP/ CAB OVERS

#### MOUNTING KITS

#### AEROLIGHT 700 - KENWORTH

**KW700**

ALL HR - HIGH ROOF SLEEPERS  
60", 62", 72", 74", & 86" AERODYNE I, II, STUDIO SLEEPERS & STAND UP AEROCAB

#### TURBOWING 900 - KENWORTH

**62900**

62" ING - AEROCAB INTEGRAL FLATTOP

**60900**

60" STD FT - STANDARD FLATTOP

**42900**

42" STD FT - STANDARD FLATTOP

**72900**

72" ING - AEROCAB INTEGRAL FLATTOP

**49900**

50" STD FT - STANDARD FLATTOP

**37900**

36" STD FT - STANDARD FLATTOP



#### FENDER WINGS

**11191**  
POWER STYLE



#### SIDE HOOD WINGS

**22281**  
SIDE HOOD WINGS



#### HOOD WINGS

**11151**  
HOOD WINGS POWER STYLE



### FREIGHTLINER WINGS/KITS FREIGHTLINER WINGS



**711**

HI-STYLE/STANDARD RAISED ROOF/MID ROOF INTEGRAL



**911**

STANDARD INTEGRAL/STANDARD FLATTOP/CAB OVER

### MOUNTING KITS

#### AEROLIGHT 700 - FREIGHTLINER

**FX711**

BUSINESS CLASS FL50, FL60, FL70, FL80, FL106, FL112, M2(72") WING & BRKTS SOLD TOGETHER

**56700**

58" MR ING - MID ROOF INTEGRAL

**69700**

70" MR ING - MID ROOF INTEGRAL

#### TURBOWING 900 - FREIGHTLINER

**70900**

70" ING - STANDARD INTEGRAL  
SLEEPER CAB

**47900**

48" ING - STANDARD INTEGRAL  
SLEEPER CAB

**49900**

50" STD FT - STANDARD FLATTOP  
SLEEPER BOX

**57900**

58" ING - STANDARD INTEGRAL  
SLEEPER CAB

**58900**

60" STD FT - STANDARD FLATTOP  
SLEEPER BOX

**39900**

40" STD FT - STANDARD FLATTOP  
SLEEPER BOX

**86900**

86" C/O - CAB OVER



#### FENDER WINGS

**11191**

POWER STYLE



#### SIDE HOOD WINGS

**22271**

SIDE HOOD WINGS



#### HOOD WINGS

**11131**

HOOD WINGS - POWER STYLE - UNIVERSAL (EX CEPT KW) 42X9X6

# Wingmaster Accessories

**Turbowing**

## INTERNATIONAL WINGS/KITS

### INTERNATIONAL WINGS



**711**

HIGH ROOF/STANDUP SLEEPERS



**911**

FLAT TOP/ C/O CABOVER

### MOUNTING KITS

**51700**

51" H/R - HI-RISE INTEGRAL PRO SLEEPER

**72700**

72" H/R - HI-RISE INTEGRAL PRO SLEEPER

### TURBOWING 900 - INTERNATIONAL

**73900**

72" ING - LO-ROOF INTEGRAL PRO SLEEPER

**59900**

60" STD FT - STANDARD FLATTOP

**41900**

42" STD FT - STANDARD FLATTOP

**51900**

51" ING - LO-ROOF INTEGRAL PRO SLEEPER

**48900**

48" STD FT - STANDARD FLATTOP

**86900**

86" C/O - CAB OVER

**10900**

110" C/O - CAB OVER



### FENDER WINGS

**11191**

POWER STYLE



### SIDE HOOD WINGS

**22271**

SIDE HOOD WINGS



### HOOD WINGS

**11131**

HOOD WINGS - POWER STYLE - UNIVERSAL (EX CEPT KW) 42X9X6



## WESTERN STAR WINGS/KITS



### **AEROLIGHT 700 - WESTERN STAR**

WESTERN STAR WINGS HAVE DIFFERENT C-C DIM. 60" SOLID WING & MOUNTING

**WC711**


70" CONST - CONSTELLATION SERIES



### **HOOD WINGS**

**11131**

HOOD WINGS - POWER STYLE - UNIVERSAL (EX CEPT KW) 42X9X6



### **FENDER WINGS**

**11191**

POWER STYLE



### **SIDE HOOD WINGS**

**22271**

SIDE HOOD WINGS



**VU190021**

TURBOWING BRACKET  
STAND-UP SLEEPERS (PB, KW, FL)



### WHALE TAIL

### PRO TAIL WINGS

W/MOUNTING HARDWARE



**VU194000**

PRO TAIL 72" X 18" HIGH ROOF FLAT  
TOPS ONLY



**VU194001**

PRO TAIL 70" X 11" HIGH ROOF FLAT  
TOPS ONLY



**VU194002**

PRO TAIL 70 X 19 - WING VERSION  
FOR CURVED ROOF (NON FLAT TOP)



# Notes



# Notes



# Notes





